



GOING 'ROUND

Front Range Woodturners Newsletter

Vol. 25, No. 2 February 2025

Editor: Brenda Blaesing

FEBRUARY DEMONSTRATOR –Roberto Ferrer Tuesday, February 4th–In Person and via Zoom

Jessica Edwards - edwardsjessica625@gmail.com

Roberto Ferrer was born and raised in Mexico, where he was surrounded by art and crafts from an early age. While drawing and painting were part of his everyday life, the love for wood as a medium was born in his childhood when he used to visit his cousin's wood shop. But it was the colonial and baroque style architecture in his hometown that sparked the desire to one day be able to create sculptural work.



His natural curiosity of learning how things are built and how mechanisms work led him to explore different jobs including construction, auto mechanics and auto body repair among other things. In his mid-twenties he started carving sculptural bowls and vessels using a limited number of handheld power tools. Although the results were somewhat satisfactory, it was hard on his body and time consuming as well. And this is what eventually led him to pursue woodturning as a way to remove wood in a more efficient manner and to lay the base for the sculptural work he currently creates.

In July 2019 he received the POP Excellence Award, and his work was featured in the AAW journal in both August and October of the same year.

In this demonstration, Roberto showcases his innovative technique for tracing flutes with precision and ease, using a laser and an indexing wheel to simplify the process and minimize the need for extensive measuring. The carving is brought to life

WHERE TO FIND US:

Website: www.frontrangewoodturners.org

Facebook: <https://tinyurl.com/yacakdwa>

Ladies of the Lathe: <https://tinyurl.com/yap8m6x4>

YouTube: <https://tinyurl.com/yxem4vw9>

THIS MONTH'S NEWS:

Meeting Demonstrator	1-2
Club Information & Officers	2
Ladies of the Lathe	3
Brown Bag Demo	3
H.O.W. Class.....	3
Mentors.....	4
Group Buys	4
Shop Tours	5
PHEOG.....	5
Photo Gallery	6-8



CLUB INFORMATION

Front Range Woodturners is the Denver-area chapter of the AAW (American Association of Woodturners), serving woodturners throughout Colorado's Front Range. We help woodturners gain experience by providing monthly demonstrations with professional turners, mentoring, a ladies group (Ladies of the Lathe) and youth mentoring.

MONTHLY MEETINGS

Everyone is welcome to check out one of our monthly meetings. Meetings are held on the first Tuesday of the month at Rockler Woodworking, 2553 S Colorado Blvd. #108 in Denver. Meetings start at 6:15pm.

MEMBERSHIP DUES

Individual - \$45, Couple - \$50, Student - \$22.50.

FRW members consist of the following:

Co-Club Members	4	Lifetime Members	18
Family Members	2	Roster	2
Individual Members	18		

Total Membership 44 paid for 2025

CLUB OFFICERS & BOARD MEMBERS

President: Don Prorak

Vice President/Program Director: Jessica Edwards

Secretary: Patrick Crumpton

Treasurer: Larry Abrams

President Emeritus: Robyn Herman

Club Historian: Rick Orr

Coffee Chair: Gary Starritt

Communications Chair: Pat Scott

Group Buy Coordinator: Jay Miller

Internet Chair: Pat Scott

Ladies of the Lathe Chair: Marcee Morris

Librarian: Brian Tooker

Membership Chair: Scott Schlapkohl

Mentoring Program Chair: Marty Christensen

Newsletter Editor: Brenda Blaesing

PHEOG Grant Chair: Greg Broughton

Photographer: Jim Record

Publicity Chair: Open

Shop Tour Chair: Keith Motzner

Videographer: Larry Abrams

Wood Raffle: Lavonne Kaiser

Youth Chair: Don Prorak

through a seamless combination of power tools and hand tools. Along the way, Roberto will also cover essential woodturning techniques, including the effective use of the bowl gouge, shear scraping and simple sanding methods. This demo is perfect for those looking to refine their skills and explore creative approaches in woodturning.



TURNING CHALLENGE / PERPETUAL TURNING

Our Turning Challenge for February is a square-edge bowl. Any square edge bowl qualifies for Novice or Intermediate, but all Advanced entries must be a volcano bowl similar in style to Stuart's demonstration piece. Please place your entries in the appropriate areas (Novice, Intermediate, Advanced/Experienced) to make it easier for everyone to vote. We will have a separate area for Gallery Only entries. Please print your entry forms from the website so that we can read them!

https://www.frontrangewoodturners.org/?page_id=6431

Perpetual Turning: **Michael Torres** submitted a beautiful cocktail smoker, awarded to Patrick Crumpton, who will contribute a piece in February. Remember that



the perpetual turning is not a competition; it is an opportunity to share our work. If you win the piece, the only expectation is that you replace it with something you are proud of and enjoyed making.



LADIES OF THE LATHE

Marcee Morris -
marcee.morris@gmail.com

First off, our heartfelt thanks and appreciation to **Debra Higley-Feldman** for her wonderful and efficient chairing of the LOTL for the past 3 years.

In January, **Jessica Edwards** showed us how to make a relatively quick and easy eccentric chuck made from small pieces of scrap. This design was created by James Duxbury and is dubbed the "Dux Chuck".

After each of us made our own Dux Chuck, we attached a small thin piece of scrap with double sided tape and practiced with eccentric designs to craft pendants or round inlay pieces.



The next LOTL class is February 11 with **Jay Miller** slated to show us how to turn wooden eggs using a special egg jam chuck.

BROWN BAG DEMO

Robyn Herman - rrherm@gmail.com

Our February Brown Bag Demo will be held on Tuesday, February 11th from 10:00 to 1:00. Calling all potential instructors and demonstrators! Sharing your knowledge and skills can be rewarding and educational. For our February session we're going to have a panel discussion to help enable more members to step up to teaching (LOTL, HOW, mentoring) and demonstrating (Brown Bag & club demos). The panel will consist of a few of our experienced demonstrators who will lead the discussion and answer questions to take the "fear factor" out of presenting to your fellow members. We'll discuss potential topics, preparation, presentation skills, what can go wrong (it will!), and what to do when it does. As a club, we are all about helping each other to become better woodturners, better teachers, and better learners. Watch for the email to register and attend.

H.O.W. CLASS

Jay Miller - jaymiller9637@comcast.net

On February 18th, **Debra Higley-Feldman** will be showing how to make spinning tops and an accelerator. The items will then be embellished with watercolor and markers. The class will be held at Rockler from 9:30 to 4:00.



Sign up at:

<https://www.signupgenius.com/go/9040C44AFAB2CA1FF2-54317406-february>

MENTORS

Marty Christensen -
meturning@gmail.com



Some FRW members have volunteered to be one-on-one mentors to help other members. No matter what skill level you are, a few hours of personalized instruction may be all you need to master a new tool or technique. Check out who is available in your area. If you're interested in being a mentor, contact Marty.

LOCATION OF MENTOR	NAME/ CONTACT INFO	AREA OF EXPERTISE
Arvada	Dennis Fanning dcfanning@aol.com	General
Boulder	Dave Hawley Dbh001@gmail.com	Beginner/ General
Brighton	Don Prorak donprorak@comcast.net	Beginner/ Youth
Centennial	Keith Motzner kmotzner@me.com	Wood Gathering & Prep/ Sharpening/Tool Skills
Centennial	Les Stern sternsclass@hotmail.com	General
Denver SW	Henry Williams williamshenrya@gmail.com	Spindles/ Bowls
Denver-Rockler store	Larry Abrams laabrams.51@me.com	General
Highlands Ranch	Rick Orr rickorr.1848@yahoo.com	Boxes/Inlay/ Thread Cutting
Hudson	Marty Christensen meturning@gmail.com	General
Lakewood	Debra Higley debrakhf@gmail.com	General
Littleton	Jay Miller jaymiller9637@comcast.net	General
Louisville	Roger Holmes roger_holmes@comcast.net	Beginner
Thornton	Bob Franklin Btheb66@gmail.com	General/ Stabilizing

FEBRUARY MENTORING CLASS

Marty Christensen - meturning@gmail.com
On Monday, February 10th from 5:00 to 7:00pm at Rockler, the topic will be End Grain Hollowing & Basic Spindle Work. We received a request to make a mortar and pestle set. You ask and we try to give!

QUARTERLY GROUP BUYS



FRW places group buys once a quarter-in January, April, July and October-to get discounted pricing from the below manufacturers. The next group buy will be in January. Jay Miller is the group buy coordinator and Ted Mellin is his assistant. See the FRW website for more info, price lists and order forms.

Industrial Abrasives - send orders to Jay Miller
Industrial Abrasives is our principal vendor for sanding supplies. Prices for hook & loop mandrels and discs remain the lowest in the marketplace and their backing is a heavier weight than the competition.

Starbond - send orders to Jay Miller
Starbond is our CA glue supplier. Our minimum order is \$100, but we receive an additional discount at \$200, making shipping free. Sign up for Starbond's newsletter to be notified of sales that beat our wholesale prices.

Craft Supplies - send orders to Ted Mellin
Craft Supplies sells a very wide range of products. Our minimum group purchase is \$1000. Members may not place individual orders to get a discount.

Spence Industrial Supply - send orders to Ted Mellin
We will be purchasing band saw blades from Spence once a year, in April, unless a member can meet the minimum order in another quarter. All blades are carbon steel flexback in 1/4" (4 tpi), 3/8"(3 tpi), or 1/2" (4 tpi) width, hook tooth, and .025"thick. Our minimum buy is 20 blades for each width in any length.

Send orders and checks to:

Jay Miller
9637 W. Vandeventor Dr
Littleton, CO 80128
303-945-4306

Ted Mellin
9043 W Coco Dr
Littleton, CO 80128

Individual Catalog Orders

Two additional companies, Klingspor and Penn State Industries, offer discounts to members who wish to place individual catalog orders. To take advantage of these discounts, you must be on their list of FRW members. To be placed on the list, please sign up at a meeting or send an e-mail to Jay Miller (jaymiller9637@comcast.net).

SHOP TOURS

Keith Motzner -
frw.shoptour@gmail.com

Our first shop tour of 2025 was held at Red Rocks Community College's School of Fine Woodworking on Saturday, January 25th.



Shop tours are a great way for both old and new members to get better acquainted and to see how the other half turns, as well as seeing other members' tools and equipment. You may even pick up some new ideas or techniques for your own shop. Contact frw.shoptour@gmail.com if you'd like to schedule a tour of your shop in 2025.

ROCKLER

Patronizing the Rockler store is the best thank you we can give Rockler for their generosity in letting us use their facilities for our meetings. They keep the register open late on meeting nights just for us, but be sure to complete any purchases no later than the mid-meeting break. All FRW members get 10% off all items, except electrical or sale items, all the time. Just present your FRW membership card at time of purchase. Note: This offer is good only at the Denver store and is not valid at other Rockler stores or for online purchases.

2025 PHEOG

Greg Broughton - 2025 PHEOG Grant Chair

Thinking about applying for a PHEOG in 2025? The PHEOG committee is accepting your applications!

The Pete Holtus Educational Opportunity Grant program provides grant money to members through an application process to further your woodturning education. Examples include attending a symposium or workshop; enabling a special project. Those awarded with grants must complete a return benefit to the club no later than one year from the grant award. Examples include giving a demo at a club meeting, brown bag, mentorship session, writing an article, teaching a HOW/LOTL class. School grants are also available.

See complete rules and application on the FRW website (<https://www.frontrangewoodturners.org/>) located in the "Education" tab under "PHEOG" subheading.

Some brief details:

- There are no age restrictions but you must be a member in good standing for a minimum of 1 year before applying.
- Individual maximum award amount is \$1250 (\$1500 for School grants).
- A grant may not be awarded more than once every three years. For example, if you received a grant in 2020 you are not eligible again until 2023 (skip 2021, 2022).
- Applications for a grant are due by March 15th.

Greg Broughton

2025 PHEOG Grant Chair

AAW MEMBERSHIP

Front Range Woodturners is a chapter of the American Association of Woodturners. Club members may become individual members of AAW, if desired. Benefits include resources, weekly emails on various woodturning topics, and the quarterly American Woodturning magazine. See AAW's website at www.woodturner.org for more information.

PHOTO GALLERY

Here are some projects that members have been working on this month.



Debra Higley Feldman made this 6.5" lidded box of sapele with a walnut and Schacht maple/India ink finial. The finish is mostly tung oil and carnauba.



Mark Story made a Beaufort Ink Tempest pen of redwood burl and a bespoke PSI Spider pen using red acrylic. He also made a drink muddler of African blackwood.




Brian Le Fevre made a set of walnut legs for a side table. It was his first time turning square to round and first time fluting. The legs are 3.5" square x 32" long.

Gordon Dalby made this 5" by 10" birdhouse from scrap pine from a demolished cabinet. It was inspired by Malcolm Tibbetts.



Al Murphy made a virus from walnut and maple, which he said was oddly satisfying. He also made an eight-drawer chest from mahogany, maple and big leaf maple with rosewood knobs and feet. The grain matched the drawer fronts.



Jessica Edwards jumped into a week-long class at Stuart Batty's school in Boulder. By the end of the week, she had 20 rough-turned bowls of various sizes from maple, oak and honey locust.



Roy Halling made a series of mallets last month. They're made from Ambrosia/spalted sugar maple. The handles are 10-11" long, 1-1/8" to 1-1/4" diameter at the bottom end. The ends inserted into the mallet heads are 5/8" diameter with wedges hammered in when glued up. The mallet heads are 5" long and 2" diameter. The holes for the heads were drilled prior to turning. The grooves were cut with a skew chisel and then darkened with 14 gauge copper wire by lightly burning the grooves while the heads were turning.





Henry Williams made this 8.5" tall vase, the third in a textured vase series, of cherry and redheart with milk paint. He made a mistake in setting up the visualizer for hollowing, which resulted in a wall thickness of only about 1/16". That led to pretty shallow texturing, some of which then filled up with milk paint. He'll stick to ~1/4" thickness in the future and remember to double check his set-up!

Curt Vogt has been working on New Year shop cleaning/organization and actually found the benchtop under his lathe! He also tuned up his SawStop table saw as it had been almost ten years since it was last done. The clean-up at the lathe did not last long as he worked on turning several small boxes. First was



a larger maple box base but the lid hasn't been made yet as it was cold in the shop and the finish was slow to cure. The other box with it has a curly mango lid and a curly maple base. The final box Curt turned was all curly maple with an inlay in the top of dyed green and stabilized burl in a small bead border. It is 2-1/8" wide and about 1-1/2" tall.

Bob Franklin has been very busy. First, he made a large snow family. He will be demonstrating how he creates the snow families at the February meeting of the RMWT pen club-and all FRWT members are welcome. He's also teaching himself how to carve and paint carvings in hopes of future carving embellishments on his turnings. The last photo is his turning display with a fresh coat of paint.



This bowl, made by **Keith Motzner**, is from a few boxes of wood and unfinished turnings from the late Bruce Perry. We had a wood sale for him last fall and Keith didn't want this to go begging. As a rough blank, it looked pretty ragged, but it turned out really nice. It measures 5-1/2" tall by 15" in diameter at the rim.



Before the Arctic blast hit in January, **Blaine Blaesing** spent quite a few days out in his garage shop. He made a variety of vases and bowls. Some of the vases were made of old fenceposts garnered when the HOA replaced fences a few years ago. The contrast between the old, weathered wood and the newly exposed, turned wood makes an eye-catching piece. The bowls in the second photo are made from English walnut, obtained on a trip to Pacific Grove, CA. A chance conversation at dinner led to a visit to The Wooden Bowl and a turning discussion with the owner who uses California cypress and English walnut to create all manner of bowls.



FROM THE WEB:

Al Murphy - ajmurphy1@comcast.net

Click on the link below to see some quirky objects made from wood. Created by Joyce Lin, they blur the distinctions between reality and the fantastical.

<https://www.thisiscolossal.com/2025/01/joyce-lin-sculptures/>



NEWSLETTER SUBMISSIONS

Brenda Blaesing - b.frezeman@yahoo.com

Articles and photos for the monthly newsletter are always welcome. Please email your submissions by the 25th of the month for inclusion in the next issue.