



GOING 'ROUND

Front Range Woodturners Newsletter

Vol. 25, No. 1 January 2025

Editor: Brenda Blaesing

JANUARY DEMONSTRATOR –Stuart Batty **Tuesday, November 5th–In Person and via Zoom**

Jessica Edwards - edwardsjessica625@gmail.com

Stuart Batty is a third-generation apprentice woodturner with over four decades of professional turning experience. Under the expert tutelage of his father, Allan Batty, a world-renowned master spindle turner, Stuart began woodturning at 10. By the age of 16, Stuart had become an accomplished production spindle turner and instructor and had gained wide notoriety for his technical proficiency and teaching abilities.

Through years of production turning and teaching hands-on woodturning classes, Stuart developed a unique style of the European push-cut technique. His style uses fewer tools and simple grinds to produce large-volume cuts without torn grain, low physical effort, and ready-to-sand surfaces. Stuart has pioneered many techniques and terminologies that all woodturners use today, such as the push-cut, pull-cut, negative rake scraping, 40/40, and bottom bowl gouge grinds.

Stuart's early work included balustrades and newel posts for Royal and Stately British Homes. Stuart's art pieces are pure turned thin work emphasizing detail and crisp edges made from denser woods. One such piece is in the White House Permanent Collection.

Stuart now focuses on teaching classes to help students improve their woodturning technique. Stuart specializes in taking woodturners to the next level, which includes many of the wellknown international turners who wanted to improve efficiency on a lathe.

WHERE TO FIND US:

Website: www.frontrangewoodturners.org

Facebook: <https://tinyurl.com/yacakdwa>

Ladies of the Lathe: <https://tinyurl.com/yap8m6x4>

YouTube: <https://tinyurl.com/yxem4vw9>

THIS MONTH'S NEWS:

Meeting Demonstrator	1-2
Club Information & Officers	2
Ladies of the Lathe	3
Brown Bag Demo	3
H.O.W.Class.....	3
Mentors.....	4
Group Buys	4
Photo Gallery	5-6



CLUB INFORMATION

Front Range Woodturners is the Denver-area chapter of the AAW (American Association of Woodturners), serving woodturners throughout Colorado's Front Range. We help woodturners gain experience by providing monthly demonstrations with professional turners, mentoring, a ladies group (Ladies of the Lathe) and youth mentoring.

MONTHLY MEETINGS

Everyone is welcome to check out one of our monthly meetings. Meetings are held on the first Tuesday of the month at Rockler Woodworking, 2553 S Colorado Blvd. #108 in Denver. Meetings start at 6:15pm.

MEMBERSHIP DUES

Individual - \$45, Couple - \$50, Student - \$22.50.

FRW members consist of the following:

Co-Club Members	4	Lifetime Members	18
Family Members	2	Roster	2
Individual Members	18		

Total Membership 44 paid for 2025

CLUB OFFICERS & BOARD MEMBERS

President: Don Prorak

Vice President/Program Director: Jessica Edwards

Secretary: Patrick Crumpton

Treasurer: Larry Abrams

President Emeritus: Robyn Herman

Club Historian: Rick Orr

Coffee Chair: Gary Starritt

Communications Chair: Pat Scott

Group Buy Coordinator: Jay Miller

Internet Chair: Pat Scott

Ladies of the Lathe Chair: Marcee Morris

Librarian: Brian Tooker

Membership Chair: Scott Schlapkohl

Mentoring Program Chair: Marty Christensen

Newsletter Editor: Brenda Blaesing

PHEOG Grant Chair: Greg Broughton

Photographer: Jim Record

Publicity Chair: Open

Shop Tour Chair: Keith Motzner

Videographer: Larry Abrams

Wood Raffle: Lavonne Kaiser


Youth Chair: Don Prorak

Stuart Batty Demonstration - Volcano Bowl
In this demonstration, Stuart will make a volcano-shaped bowl from a rectangular wood block. He has specialized in making various winged bowls since he was a teenager and originally developed his Negative Rake Scraping technique specifically for finishing the wings of these types of bowls.

Stuart will use a combination of his 40/40 and bottom bowl grinds to shape the bowl, followed by Negative Rake Scraping technique to create a finished surface on the wings of the bowl.

Stuart also developed the vortex tool specifically for volcano bowls to create the lowest cut angle possible (Only 20 degrees) for where the base of the bowl meets the wings.

This is an advanced project and Stuart will cover safety while turning bowls with wings and broken surface intermittent cutting. He will also show how to jam chuck the bowl to remove the tenon and finish off the base.



LADIES OF THE LATHE

Debra Higley-Feldman -
debrakhf@gmail.com



This will be my last LOTL news snippet. Welcome to **Marcee Morris**, the new LOTL chair. Chairing LOTL was great fun, learning, and fellowship these last three years.

There was no LOTL class for December. The January 7th. LOTL class at Rockler will be Jessica Edwards teaching us how to make Dux Chucks, which are wooden inserts for 4-jaw chucks, and we will use them to elliptically turn wooden jewelry. Robyn Herman will be assisting.

On February 11th, **Jay Miller** will teach how to turn wooden eggs, including making and using an egg jam chuck.

On March 4th, **Dave Hawley** will give a class on turning magic wands.

BROWN BAG DEMO

Robyn Herman - rherm@gmail.cpm

Our first Brown Bag Demo of 2025 will be held on January 14th from 11:00 to 2:00 at Rockler.

Bob Franklin will demonstrate how to cast resin and make blanks for woodturning.



Years ago when resin blanks started becoming popular with pen makers, Bob got hooked on casting. Hooked might even be an understatement. As his enjoyment both from making blanks and turning resin and plastics evolved, a business emerged and Bob and Cindy started and ran a resin casting business for about five years and produced and sold well over 10,000 blanks to wood turners. However, in 2022 they decided to take a step back and stop selling blanks. Like the old saying goes,

when your hobby becomes your business, it becomes a job and it really did take a lot of the fun and enjoyment out of it. Plus, he didn't have enough time for turning in addition to his lawn care business.

In this demo/discussion we will focus on using urethane resins--specifically alumilite clear and/or alumilite clear slow. (Bob will briefly touch on using epoxy for woodturning and when we might want to use it instead.) These urethane resins were specifically formulated for woodturners and or machining. We'll discuss their pros and cons. We will also discuss ways of making molds to hold the resin as well as different ways to add color to your resin for different effects. He will also talk about the use of a pressure pot as it is needed for urethane resin and do a small demonstration of the whole process.



We will review specific turning techniques that will help you have success and reduce failures in turning plastics and we will also briefly discuss adding wood or burl to your blank and the need for it to be completely dry and or stabilized. If there is time and interest, we will also talk about drying wood and stabilizing using a vacuum chamber and drying and preparing pieces to be cast and methods for holding them in place while casting.

To sign up for the demo, please use this link:

<https://www.signupgenius.com/go/20F054AA9AF28A1FE3-54142970-brown>

H.O.W. CLASS

Jay Miller - jaymiller9637@
comcast.net

On January 21st, we will be turning lidded boxes with inserts in the lid. The class will be at Rockler from 9:30 to 4:00.

Sign up at:

<https://www.signupgenius.com/go/9040C44AFAB2CA1FF2-54168559-january>



MENTORS

Marty Christensen -
meturning@gmail.com



Some FRW members have volunteered to be one-on-one mentors to help other members. No matter what skill level you are, a few hours of personalized instruction may be all you need to master a new tool or technique. Check out who is available in your area. If you're interested in being a mentor, contact Marty.

LOCATION OF MENTOR	NAME/ CONTACT INFO	AREA OF EXPERTISE
Arvada	Dennis Fanning dcfanning@aol.com	General
Boulder	Dave Hawley Dbh001@gmail.com	Beginner/ General
Brighton	Don Prorak donprorak@comcast.net	Beginner/ Youth
Centennial	Keith Motzner kmotzner@me.com	Wood Gathering & Prep/ Sharpening/Tool Skills
Centennial	Les Stern sternsclass@hotmail.com	General
Denver SW	Henry Williams williamshenrya@gmail.com	Spindles/ Bowls
Denver- Rockler store	Larry Abrams laabrams.51@me.com	General
Highlands Ranch	Rick Orr rickorr.1848@yahoo.com	Boxes/Inlay/ Thread Cutting
Hudson	Marty Christensen meturning@gmail.com	General
Lakewood	Debra Higley debrakhf@gmail.com	General
Littleton	Jay Miller jaymiller9637@comcast.net	General
Louisville	Roger Holmes roger_holmes@comcast.net	Beginner
Thornton	Bob Franklin Btheb66@gmail.com	General/ Stabilizing

JANUARY MENTORING CLASS

Marty Christensen - meturning@gmail.com

The January mentoring class will be held on Monday, January 13th from 5:00 to 7:00pm at Rockler. The topic will be Sharpening. We're starting a new year and to be a good turner, you have to start with sharpening.

QUARTERLY GROUP BUYS



FRW places group buys once a quarter-in January, April, July and October-to get discounted pricing from the below manufacturers. The next group buy will be in January. Jay Miller is the group buy coordinator and Ted Mellin is his assistant. See the FRW website for more info, price lists and order forms.

Industrial Abrasives - send orders to Jay Miller

Industrial Abrasives is our principal vendor for sanding supplies. Prices for hook & loop mandrels and discs remain the lowest in the marketplace and their backing is a heavier weight than the competition.

Starbond - send orders to Jay Miller

Starbond is our CA glue supplier. Our minimum order is \$100, but we receive an additional discount at \$200, making shipping free. Sign up for Starbond's newsletter to be notified of sales that beat our wholesale prices.

Craft Supplies - send orders to Ted Mellin

Craft Supplies sells a very wide range of products. Our minimum group purchase is \$1000. Members may not place individual orders to get a discount.

Spence Industrial Supply - send orders to Ted Mellin

We will be purchasing band saw blades from Spence once a year, in April, unless a member can meet the minimum order in another quarter. All blades are carbon steel flexback in 1/4" (4 tpi), 3/8"(3 tpi), or 1/2" (4 tpi) width, hook tooth, and .025"thick. Our minimum buy is 20 blades for each width in any length.

Send orders and checks to:

Jay Miller
9637 W. Vandeventor Dr
Littleton, CO 80128
303-945-4306

Ted Mellin
9043 W Coco Dr
Littleton, CO 80128

Individual Catalog Orders

Two additional companies, Klingspor and Penn State Industries, offer discounts to members who wish to place individual catalog orders. To take advantage of these discounts, you must be on their list of FRW members. To be placed on the list, please sign up at a meeting or send an e-mail to Jay Miller (jaymiller9637@comcast.net).

PHOTO GALLERY

Here are some projects that members have been working on this month.



Debra Higley Feldman made this birdhouse of Schacht maple and cherry with watercolor pen and a lacquer finish. The bird is polymer clay and acrylic paint/mica. The tea lights are redwood burl and purple heart with wood wax finish.



Ken Rollins made a 10" bowl from the Wisconsin birch he brought home in September and put a mahogany rim on it from some recycled furniture. Finished with Danish oil, it was a

Christmas present for a grandson.

Gordon Dalby decided to try a different 3D feature ring that's more in proportion to the bowl size. Made of paduck, teak, maple, walnut, cherry, canary, and cocobola, the bowl is 9" in diameter x 7" high.



Brian LeFevre made peppermills from a variety of woods. He also made lots of bells to take to Utah and have a painting party with family. They were made from Roper's maple slabs.



AAW MEMBERSHIP

Front Range Woodturners is a chapter of the American Association of Woodturners. Club members may become individual members of AAW, if desired. Benefits include resources, weekly emails on various woodturning topics, and the quarterly American Woodturning magazine. See AAW's website at www.woodturner.org for more information.





Curt Vogt continued spindle turning activities this month with over a dozen magic wands completed. The woods include hickory, red oak, curly maple, claro walnut, beli, and zebrano.

With Christmas looming on the calendar, Curt also did some straight-cut woodworking by making a couple bird nesting boxes for family. His current nest box for a pair of Bewick's Wrens has taken a beating in the Texas sun and he's hoping the new replacement will bring the third year in a row of nesting activity. This box is fancier than it needs to be, but it is a gift and will be enjoyed every day just outside the bedroom window. Progress photo before the 1 1/8" opening is drilled. Pine is "birdseye" figured... a great find at his local big box store. No finish on the inside but the outside will be an outdoor spar varnish. The front will be removable for the annual winter clean out.



Dave Bechhoefer made this segmented bowl for his parents for Hanukkah. It's 12" x 6" and made of about 500 pieces of maple, walnut, bloodwood and purpleheart.



Alex Bradley made many Christmas trees, ranging in size from 84mm to 175mm tall, of Schacht maple. Some were painted with milk paint

and acrylic. She also made these boxes, averaging around 50mm tall x 60mm wide. of Schacht maple with milk paint.



NEWSLETTER SUBMISSIONS

Brenda Blaesing - b.frezeman@yahoo.com

Articles and photos for the monthly newsletter are always welcome. Please email your submissions by the 25th of the month for inclusion in the next issue.

ROCKLER

Patronizing the Rockler store is the best thank you we can give Rockler for their generosity in letting us use their facilities for our meetings. They keep the register open late on meeting nights just for us. but be sure to complete any purchases no later than the mid-meeting break. All FRW members get 10% off all items, except electrical or sale items, all the time. Just present your FRW membership card at time of purchase. Note: This offer is good only at the Denver store and is not valid at other Rockler stores or for online purchases.