



GOING 'ROUND

Front Range Woodturners Newsletter

Vol. 24, No. 10 October 2024

Editor: Brenda Blaesing

OCTOBER DEMONSTRATOR –Matt Monaco Tuesday, October 1st–In Person and via Zoom

Jessica Edwards - edwardsjessica625@gmail.com

Matt Monaco operates a full-time woodturning studio in the Ozark region of Missouri, making dedicated collections, signature series vessels, lidded containers, and spindle-turned items for industries of craft, interior design and the high-end furniture trade.

Matt is a Fine Woodworking Contributor and Ambassador, and is supportive of U.S. craft organizations and environments that desire to further integrate woodturning into wider demographics and wish to see the craft thrive into the future.

As a full-time professional turner with 20 years of experience, one of Matt's missions is to make the highest quality products that reflect both the mastery of the tools and the functionality and timeless beauty of wooden decor in others' lives. Matt is one of very few young modern traditional woodturners in America, having apprenticed and trained as a trade professional. He has worked closely within a high-end furniture production landscape, Shackleton Thomas Furniture & Pottery, as a full-time maker-item producer.

At the center of Matt's work is his understanding and mastery of tool control, sharpening and cutting execution as an expression of traditionally crafted design as fine art. He produces forms and items that are made to be as tactile as they are sublime, and are created with intent and purpose.



WHERE TO FIND US:

Website: www.frontrangewoodturners.org

Facebook: <https://tinyurl.com/yacakdwa>

Ladies of the Lathe: <https://tinyurl.com/yap8m6x4>

YouTube: <https://tinyurl.com/yxem4vw9>

THIS MONTH'S NEWS:

October Presenter	1-2
Club Information & Officers	2
Turning Challenge / Perpetual Turning	2
Ladies of the Lathe	3
Brown Bag Demo	3
Shop Tours	3
Mentors.....	4
Group Buys	4
Keith Gotschall Workshop	5
Photo Gallery	6-7



CLUB INFORMATION

Front Range Woodturners is the Denver-area chapter of the AAW (American Association of Woodturners), serving woodturners throughout Colorado's Front Range. We help woodturners gain experience by providing monthly demonstrations with professional turners, mentoring, a ladies group (Ladies of the Lathe) and youth mentoring.

MONTHLY MEETINGS

Everyone is welcome to check out one of our monthly meetings. Meetings are held on the first Tuesday of the month at Rockler Woodworking, 2553 S Colorado Blvd. #108 in Denver. Meetings start at 6:15pm.

MEMBERSHIP DUES

Individual - \$45, Couple - \$50, Student - \$22.50.

FRW members consist of the following:

Co-Club Members	44	Lifetime Members	18
Family Members	33	Roster	30
Individual Members	132		

Total Membership 258 paid for 2024

CLUB OFFICERS & BOARD MEMBERS

President: Don Prorak

Vice President/Program Director: Jessica Edwards

Secretary: Patrick Crumpton

Treasurer: Larry Abrams

President Emeritus: Robyn Herman

Club Historian: Rick Orr

Coffee Chair: Gary Starritt

Communications Chair: Pat Scott

Group Buy Coordinator: Jay Miller

Internet Chair: Pat Scott

Ladies of the Lathe Chair: Debra Higley-Feldman

Librarian: Brian Tooker

Membership Chair: Scott Schlapkohl

Mentoring Program Chair: Marty Christensen

Newsletter Editor: Brenda Blaesing

PHEOG Grant Chair: Marty Christensen

Photographer: Jim Record

Publicity Chair: Robyn Herman

Shop Tour Chair: Keith Motzner

Videographer: Larry Abrams

Wood Raffle: Lavonne Kaiser

Youth Chair: Don Prorak

Demo Description: Beginning to Advanced Usage and Application with The Skew Chisel
Develop an understanding of one of woodturning's most formidable tools, the skew chisel. In this demo, Matt will discuss proper usage of the tool and how to control it for roughing, shaping and burnishing surfaces.



TURNING CHALLENGE / PERPETUAL TURNING

Don Prorak

The Turning Challenge for September was vessels that feature carving. The winners were:

Novice: No Entries

Intermediate: Scott DeWeese

Advanced: Jessica Edwards

Each will receive a \$15 Rockler gift card at the next meeting.

Perpetual Turning: Michael Busch's bowl (with design input from Lauren) was won by Robyn Herman, who will be contributing a piece this month. Remember that the perpetual turning is not a competition; it is an opportunity to share our work. If you win the piece, the only expectation is that you replace it with something you are proud of and enjoyed making.

LADIES OF THE LATHE

Debra Higley-Feldman -
debrakhf@gmail.com



Due to schedule conflicts, there wasn't a Ladies of the Lathe class in September. On October 13th, **Merryl Saylan** will host a LOTL/Twirling Sisters (the RMWT group) get-together at her shop in Louisville, starting at 10 am. She will demonstrate two different texturing techniques, one using pistachio shells. This will be a BBQ and/or potluck that has 14 women signed up so far.

The last LOTL class of 2024 will be **Raleigh Lockhart** demonstrating Shaker Boxes, on the afternoons of November 5th and 6th at Rockler. Eight women are signed up for that class.

BROWN BAG DEMO


Fourteen FRW members attended the September Brown Bag Demo taught by **Raleigh Lockhart**. He showed us how to make a finish jar with a built-in brush for easy application of lacquer with no brush cleanup. He recommended using small jars as they're less top heavy. Plus if the finish gets contaminated, there's less to throw away.



cutting a recess for the jar lid



shaping the handle




finishing the top




finished handle

Raleigh will also be teaching the October Brown Bag Demo on October 8th. He'll show how to make small friction-fit acorn boxes.



SHOP TOURS

Keith Motzner -
frw.shoptour@gmail.com



There was no shop tour in September. The next one (and the final event for 2024) is October 12th at **Larry Fox's** studio in Castle Rock from 10 AM to 2 PM.

Shop tours are a great way for both old and new members to get better acquainted and to see how the other half turns, as well as seeing other members tools and equipment. You may even pick up some new ideas or techniques for your own shop. Contact frw.shoptour@gmail.com if you'd like to schedule a tour of your shop.

MENTORS

Marty Christensen -
meturning@gmail.com



Some FRW members have volunteered to be one-on-one mentors to help other members. No matter what skill level you are, a few hours of personalized instruction may be all you need to master a new tool or technique. Check out who is available in your area. If you're interested in being a mentor, contact Marty.

LOCATION OF MENTOR	NAME/ CONTACT INFO	AREA OF EXPERTISE
Arvada	Dennis Fanning dcfanning@aol.com	General
Boulder	Dave Hawley Dbh001@gmail.com	Beginner/ General
Brighton	Don Prorak donprorak@comcast.net	Beginner/ Youth
Centennial	Keith Motzner kmotzner@me.com	Wood Gathering & Prep/ Sharpening/Tool Skills
Centennial	Les Stern sternsclass@hotmail.com	General
Denver SW	Henry Williams williamshenrya@gmail.com	Spindles/ Bowls
Denver- Rockler store	Larry Abrams laabrams.51@me.com	General
Highlands Ranch	Rick Orr rickorr.1848@yahoo.com	Boxes/Inlay/ Thread Cutting
Hudson	Marty Christensen meturning@gmail.com	General
Lakewood	Debra Higley debrakhf@gmail.com	General
Littleton	Jay Miller jaymiller9637@comcast.net	General
Louisville	Roger Holmes roger_holmes@comcast.net	Beginner
Thornton	Bob Franklin Btheb66@gmail.com	General/ Stabilizing

SEPTEMBER MENTORING CLASS

Marty Christensen - meturning@gmail.com
The October mentoring class will be held on Monday, October 7th from 5:00 to 7:00pm at Rockler. The topic will be Inside Out Ornaments.

QUARTERLY GROUP BUYS



FRW places group buys once a quarter-in January, April, July and October-to get discounted pricing from the below manufacturers. The next group buy will be in October. Jay Miller is the group buy coordinator and Ted Mellin is his assistant. See the FRW website for more info, price lists and order forms.

Industrial Abrasives - send orders to Jay Miller
Industrial Abrasives is our principal vendor for sanding supplies. Prices for hook & loop mandrels and discs remain the lowest in the marketplace and their backing is a heavier weight than the competition.

Starbond - send orders to Jay Miller
Starbond is our CA glue supplier. Our minimum order is \$100, but we receive an additional discount at \$200, making shipping free. Sign up for Starbond's newsletter to be notified of sales that beat our wholesale prices.

Craft Supplies - send orders to Ted Mellin
Craft Supplies sells a very wide range of products. Our minimum group purchase is \$1000. Members may not place individual orders to get a discount.

Spence Industrial Supply - send orders to Ted Mellin
We will be purchasing band saw blades from Spence once a year, in April, unless a member can meet the minimum order in another quarter. All blades are carbon steel flexback in 1/4" (4 tpi), 3/8"(3 tpi), or 1/2" (4 tpi) width, hook tooth, and .025"thick. Our minimum buy is 20 blades for each width in any length.

Send orders and checks to:

Jay Miller
9637 W. Vandeventor Dr
Littleton, CO 80128
303-945-4306

Ted Mellin
9043 W Coco Dr
Littleton, CO 80128

Individual Catalog Orders

Two additional companies, Klingspor and Penn State Industries, offer discounts to members who wish to place individual catalog orders. To take advantage of these discounts, you must be on their list of FRW members. To be placed on the list, please sign up at a meeting or send an e-mail to Jay Miller (jaymiller9637@comcast.net).

THREE DAYS WITH KEITH GOTSCHALL IN SALIDA

Dave Hawley and Jim Sledz

Two members of FRW—**Dave Hawley** and **Jim Sledz**-- and Dave's son were privileged to participate in a three-day woodturning workshop with Keith Gotschall in late July. Immediately evident was the significant value of continuing education under the tutelage of a master turner. Each day was focused on project work that emphasized technique with specific tools, as well as the grinds and sharpening of tools used. The projects progressed in difficulty and challenge during the three days. A key learning point was to focus on cutting versus scraping - with the many associated benefits! He taught us to strive for as smooth a cut as we could without scraping.

We started with spindle turning, with the focus on making very smooth cuts using the spindle roughing gouge, spindle gouge, and skew. These fundamental skills were used throughout the three days of classes. Bowl turning with the bowl gouge also used these skills as we progressed to green wood. Each new project required increasing levels of expertise and use of unique cuts and processes. These projects included bowls, lidded bowls, and his signature man-hole cover box. Keith provided mini-demos throughout and worked with each of us to consolidate our learning. Keith also focused our attention on shape and design, and how just a simple change-a bead or beads or groove for example-could make the piece much more interesting.

We were so focused on learning that we didn't take any photos. And although there were many projects, none of us taking the class actually finished any of them—that was not the point. In going as far as they did towards completion, they learned and practiced the techniques. It was a unique way to learn, with zero waste of time and total focus.

We were lucky in that we managed to persuade Keith to offer this class to us. He shared that he wanted to teach a class to ascertain if he wanted to continue such classes or re-focus on his production work. Even though he clearly enjoyed teaching, and was very accomplished at it, for now he has decided not to continue to offer classes, so we were lucky turners indeed. If and when Keith decides to resume workshops, we are sure that he will contact FRW and RMWT clubs.

ROCKLER

Patronizing the Rockler store is the best thank you we can give Rockler for their generosity in letting us use their facilities for our meetings. They keep the register open late on meeting nights just for us, but be sure to complete any purchases no later than the mid-meeting break. All FRW members get 10% off all items, except electrical or sale items, all the time. Just present your FRW membership card at time of purchase. Note: This offer is good only at the Denver store and is not valid at other Rockler stores or for online purchases.

AAW MEMBERSHIP

Front Range Woodturners is a chapter of the American Association of Woodturners. Club members may become individual members of AAW, if desired. Benefits include resources, weekly emails on various woodturning topics, and the quarterly American Woodturning magazine. See AAW's website at www.woodturner.org for more information.

PHOTO GALLERY

Here are some projects that members have been working on this month.



Debra Higley-Feldman

made this 4.5" tall Ponderosa pine hollow form as well as an 11" elm bowl that has a carved rim with watercolor/acrylic/mica/lacquer finish. Other finishes are walnut oil and carnauba.



Robyn Herman saw a demo at SWAT where Sammy Long showed "lacework" piercing. Inspired by that, Robyn gave it a try on this piece she made for the October perpetual turning.



Kim Komitor

made this 8" diameter x 5" high lidded hollow form of box elder burl, rosewood, ebony and a red coral bead.



After going to see the vendor room and explore the Instant Gallery at SWAT, September was special for **Curt Vogt** as he was able to visit in Colorado and attend the FRW meeting in person. He got to see lots of familiar faces and enjoyed a very cool demo with interesting ideas using cork that he is eager to try out. After returning to Central Texas, he got the lathe fired up in preparation for several charity events. First he made two Quilted Maple bowls with lots of spalting

that are destined for the Dripping Springs Empty Bowls fundraiser.



The next project for Curt was starting to make some Christmas tree ornaments for the charity auction on eBay put on by the folks at Turner's Warehouse. Curt's ornaments last year did very well



and he is looking forward to doing well this year too. One of the icicle style ornaments he made has three captured rings. Of course, Curt had to make some magic wands to practice his spindle cuts before

making the thin and detailed ornaments. Of curly maple, black limba, and Peruvian walnut, the



wands are completed in plenty of time for Halloween.

Here are some of the forms **Don Prorak** made in a three-day workshop with Jean Francois Escoulen at Trent Bosch's studio.



Mickey Jackson has been getting back into segmenting after some time doing many other things. He uses a program called Segment Project Planner which you can find at: <https://www.segmentedturning.com/> and get a 30-day trial. It's \$49.95 for the download license. The bowls in these pictures were planned with SPP. There is a picture of a Beads of Courage Bowl after turning and one with the lid on.



The picture of the five bowls includes his first three "practice bowls" when he was mostly working on getting the segment angle and glue-up correct. There is a Beads of Courage bowl on either side. He used the same plan for the three bowls but didn't pay close enough attention to the row thickness. You probably can't see them very well but there are pewter inlays in the lids of the three center bowls. The inlays are cast in Alumilite and he got them from Penn State Industries.

Blaine Blaesing made this 9" bowl with a bead on the inside rim from a piece of box elder filled with cracks and holes. There's a bit of flame as well.



Cathie McLean is continuing to play with drawing and then woodburning mandala designs, this time as gifts for friends. She's experimenting with flatter surfaces, which create different design choices than previously done on a curved dish.



NEWSLETTER SUBMISSIONS

Brenda Blaesing - b.frezeman@yahoo.com

Articles and photos for the monthly newsletter are always welcome. Please email your submissions by the 25th of the month for inclusion in the next issue.