



# FRONT RANGE WOODTURNERS

June 2014, Volume 14 - Number 6

Editor: Ken Weinert

## Inside this Issue

<b>Inside this Issue</b> .....	1
<b>Upcoming Events</b> .....	1
Upcoming Events.....	1
Clean Up Crew .....	1
Turning Challenge .....	1
<b>Demonstration</b> .....	1
<b>Ladies of the Lathe</b> .....	2
<b>Executive Board Meeting</b> .....	2
<b>Group Purchases and Individual</b>	
<b>Catalog Orders</b> .....	2
<b>Librarian's Corner</b> .....	2
<b>Web Site</b> .....	2
<b>Membership</b> .....	3
<b>Mentor</b> .....	3
<b>Newsletter</b> .....	3
<b>PHEOG</b> .....	3
<b>Publicity</b> .....	4
<b>Wood Raffle</b> .....	4
<b>Shop Tour</b> .....	5
<b>Youth Mentoring</b> .....	5
<b>Instant Gallery</b> .....	5
<b>Classifieds</b> .....	5

Thanks to Doug Hill, Keith Motzner, and Howard Longee for cleaning up in June.

### Turning Challenge

The June challenge was a bowl like Glen Lucas demonstrated at the meeting.

The winners were:  
Advanced: Grove Brown - Spalted Hackberry bowl



Intermediate: Ron Kaemingk – Ebony, bubinga, maple, bloodwood piece



Beginner: Dan Rogers - Cottonwood bowl



July's challenge is an egg with an optional egg cup.


## Demonstration

Chair: Tom Wirsing

July 1<sup>st</sup>: Trent Bosch

**Revelations In Hollowing:** Over the past 20 years I have been pursuing the art of the hollow form -throughout this time I have used and developed some very unique techniques and equipment. In this demo I will go through all the techniques that I use in the creation of a hollow form with an emphasis on the latest technologies I have developed for hollowing, making this much more than just a hollow form demo.

June 3<sup>rd</sup>: Kip Christensen



## Upcoming Events

### Upcoming Events


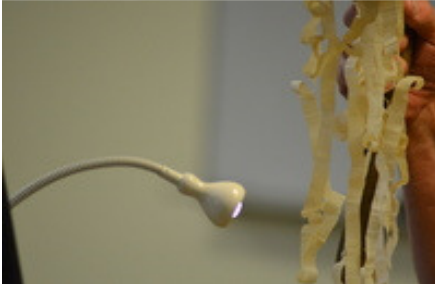
**Monthly meeting times:** Social Hour is 5:30-6:15, Club Business, Gallery, and Wood Raffle begins at 6:15. Demonstration follows the break.

**Important Note:** Even though a turning challenge is announced for a meeting, this does not mean that other items can't be brought for the show & tell. Feel free to bring in what you've created and don't feel you have to be a master turner to show off your work. Everyone has to start as a novice.

The next regular meeting will be on July 1<sup>st</sup>.

### Clean Up Crew

The July Clean Up Crew volunteers are Bob Carver, Cooper Boeke, and Gary Starritt.



## *Ladies of the Lathe*

**Chair: Joyce Huegel**

The next LotL meeting will be on July 19<sup>th</sup> in the basement of Rockler from 9 AM to 3 PM. Newcomers are welcome!

No report on the June meeting available at the time of publication.

## *Executive Board Meeting*

**Chair: Henry Williams**

The next Executive Board Meeting will be held on July 12<sup>th</sup> at 9 AM in the basement of Rockler. The general membership, as always, is welcome to come.

## *Group Purchases and Individual Catalog Orders*

**Chair: Roger Holmes**

Please see the FRW website for the Group Purchases and Individual Catalog Orders details. Copies are also available at the Group Purchase table before meetings. Please make checks payable to Roger Holmes for Craft Supplies and Woodcarvers Supply group purchases. Make checks for CA

Glue and Sanding Disks payable to Del Fussell. To participate in Individual Catalog Orders sign up on the sheet that is passed around at each meeting.

### Quarterly Group Buy Schedule:

Group purchase orders for Industrial Abrasives, Starbond CA Glue, Craft Supplies and Woodcarvers Supply will be taken at the monthly meetings in **January, April, July and October.**

### Group Buy Contact Information:

Roger Holmes – 1844 W. Plum Cir.,  
Louisville, CO 80027 - 303-665-8041 -  
[roger\\_holmes@comcast.net](mailto:roger_holmes@comcast.net)

Del Fussell – 11455 N. Antelope Ln.,  
Parker, CO 80138 - 303-805-2663 -  
[fussell6@comcast.net](mailto:fussell6@comcast.net)

Ted Mellin – 9043 W Coco Drive,  
Littleton, CO 80128 – 303-973-8216 -  
[woodturnerted@gmail.com](mailto:woodturnerted@gmail.com)

**Note:** If Rockler stocks an item, please purchase that item from Rockler at their 10% club discount. We owe that to Rockler for being a wonderful host to our club.

## *Librarian's Corner*

**Chair: Bob Britt**

The Pick List that is on the website is still current.

## *Web Site*

**Chair: Ken Weinert**

Apologies for the mixup on the shop tour that was finally fixed towards the end of the month. The information was stored in two different places and only one of them had gotten updated. It's now only in one file so the information will be consistent.

If you use any of the forms you should now see a new 'captcha' graphic that you'll need to fill in before sending the form. This became necessary when the people of the internet with too much time on their hands decided to start spamming the forms.

Reminder: The club site address is <http://FrontRangeWoodturners.org>. The .com address is no longer active.

## Membership

**Chair: Alisa Limvere**

Any address, email, or telephone updates need to go to the Membership chair to ensure that the information is updated in a timely manner.

## Mentor

**Chair: Bob Carver**

A reminder that if you have a topic for mentoring please let our chair know. At this point in time mentoring is on a request basis due to the poor response to previously scheduled meetings.

## Newsletter

**Editor: Ken Weinert**

Comments and articles for the monthly newsletter should be directed to the editor. It's appreciated if updates can get there by the 20<sup>th</sup> which will help get it out in a timely manner.

You'll note a change starting in this month's newsletter. There's a section for each of the Executive Committee members and for each Chair.

Any updates will be posted in the relevant section.

## PHEOG

**Chair: Kim Komitor**

While the activities for the year are concluded, you can always be thinking of an event or training that would interest you for next year.

We are also looking forward to hearing from this year's awardees as they fulfill their obligation to the club.

Camille Wall sent in this report on her visit to the AAW Symposium this year.

### Phoenix 2014: My First Symposium

As a beginning woodturner going to a symposium can be a daunting experience. There is so much to see and do and people to talk to and learn

from. In reality this was supposed to be the second symposium that my husband, Richard, and I were going to attend. But, as everyone knows the symposium in Loveland required a boat to attend.

We decided to fly to Phoenix to save time off from work and arrived on Thursday night. Unfortunately, this meant we missed the special interest night. I knew Phoenix was going to be hot, with day time highs around 106, but it is different to experience that type of heat firsthand. When we arrived and stepped outside for the first time around 10pm it felt like walking under an overhead heater that is set up on some streets during the winter. All I could think was at least we were going to be inside for all of the conference.

The activities got rolling full speed Friday morning with a short opening ceremony leading to a full day of demonstrations. With so many great sessions options to select from it can be hard to choose. Since one of the items I enjoy turning are pens, as can be seen by what I have brought to our instant gallery, I had to go to the two part series on pen construction and design by Brian and Mark Gisi. If you have not heard of this father and son pen making team you should look at what they can do with pen segmentation. The designs are based on quilting and stain glass designs and are stunning. Along with these two sessions I went to watch our own Tom Wirsing make a platter and John Beaver create several bangles. Watching Tom effortlessly create an elegant platter is amazing. Since I had never seen a bangle being made but was curious as to the steps John's demo was very informative. Expect to see my try at a couple of bangles for an upcoming instant gallery.

As if that was not enough for the first day of activities there was a social hour followed by the EOG auction. I am always amazed at how friendly everyone is in the woodturning community. During the social hour I found it hard to move more than 2 feet before finding another opportunity to visit

with someone I already knew or someone I just met.

Friday alone had opened my eyes to new techniques and ideas and I still had two days to go. Richard and I started our Saturday by attending a demo by Jimmy Clewes. I have watched one of his DVD from the library so I knew I was going to be in for a treat, and I was not disappointed. Jimmy has energy to spare during a presentation and makes you feel like you too can create, in this case, a lidded bowl. His description of a bowl gouge is great. In case you are not familiar with it, a bowl gouge can do four things, push, shear, pull, and dig in. Well, if that is true then why be scared of it, right? There were also tips on how to get a pleasing curve on a bowl via dividing the bowl in sections and how to apply dye to get a nice effect on the lid.

By far the most exciting session on Saturday was the last of the day, "Drawing on the Lathe" by Derek Weidman. If you are a member of the AAW you might recognize the name because he was on the cover of one of this year's magazines (AW, vol 29, no2). The idea of the demo is for the audience to select an animal then he would turn it on the lathe. Our session selected an elephant head, with tusks of course. After making a drawing on a piece of paper of the initial shape, which by the way did not really look like an elephant we were off. Armed with just safe drives for holding the wood between centers he began on the first of what would be more than 6 axis of turning. With each new axis Derek would explain what he was thinking and how he was moving forward. Like magic and in about an hour there was an elephant spinning between centers, with tusks and all. If I could have watched his other session, unfortunately it was on Friday, I would. He made a squirrel.

Saturday night was the banquet and the awards ceremony. This year's lifetime member award went to Al Hockenbery, a great person to talk to if you ever get the chance.

When Sunday came I was tired, with so much information to take in and activity it can leave one's head spinning well into the night. But, I was excited to go to my first talk of the day, wood characteristics by Todd Hoyer. Richard went to this talk the first time it was given and highly recommended that I should go. He was right. I learned more about wood in a little over an hour

then I had in over a year. He discussed the cells types in wood and how burls, curl and crotch figure happen. Then how to place those features in your work to get the most impact. The best part was the session ended with a field trip down to the instant gallery. Being able to apply what was just learned to an object in real life really helps the learning process. Plus, I finally got a chance to look around the instant gallery for more than ten minutes. Looking back I wish I could have spent more time in the gallery; two hours might have been enough time to see everything. I am amazed by the creativity and skill that is required to create some of the works of art.

The last session was a great way to end the whole experience. Richard and I watched Neil Scobie turn the offset doughnut sculpture that appeared in AW, vol 29, no1. Watching all the techniques involved to create the sculpture is impressive but achievable. The best part of the demo was at the end when he had pieces and parts and showed what could be imagined by switching one piece for another. Unfortunately, I did not volunteer during the symposium as I said I might. I did not help with registration or a demonstrator in their room. However, I did put together the mobile application for the symposium. The mobile app did appear to be popular enough during the weekend that it will be used again next year and I have already been contacted by a couple of other people interested in using it for their regional symposium. If you were there and used it let me know and if you have suggestions on how to make it better please speak up. I would highly recommend attending the next AAW symposium, there is plenty of time to get ready. The 2015 symposium is going to be in Pittsburgh Jun 25-28. I know I am going to start saving money now so I can go again.

Thank you PHEOG for the support and allowing me to have this wonderful experience.

Camille Wall



## **Publicity**

**Chair: Bob Carver**

If you have a venue that could help promote the club please let our Publicity chair know.

## **Wood Raffle**

**Chair: Denise Newman**

Your participation in the raffle at the monthly meeting helps support the club.

No further information was available at the time of publication.

## Shop Tour

Chair: Debbie Gove

May's shop tour was at Scott Thomsen's shop.

No report on this shop tour was available at the time of publication.

June's shop tour is at Bob Carver's shop on the 28<sup>th</sup> from noon to 4. Bob's shop is at 4097 S Logan St, Englewood, CO 80113

## Youth Mentoring

Chair: Doug Hill

No information provided at the time of publication.

## Instant Gallery

Curt Vogt



Dan Rogers



Dan Rogers



LaVonne Kaiser



Camille Wall



Phil Houck



Phil Houck



Rick Orr



Grove Brown



Bruce Perry



Bruce Perry



Ron Kaemingk



## Classifieds

SIX TABLE TOPS, perfect for shop benches and assembly tables. Heavy, stiff and straight construction with walnut Formica tops, 2' x 4'. Four are new in the box; one is slightly used, one is a little marked up from use. \$25 each or best offer. One set of tubular, height-adjustable legs, \$20. I can bring them to the meeting.

Chuck Kubin, 303-733-0254.

**FREE WOOD.** Members are invited to rescue well seasoned logs from a former member's garage in Louisville. Many varieties including locust, walnut, aspen, box elder. Some pieces up to 18 inches in diameter. Others up to 3 ft long. (See photos.) Some have checks. All have been drying for at least 5 – 10 years. If possible, bring a chain saw to select the best pieces. What's left will become firewood, so harvest as much as you can take away.

Voluntary contributions to the Pete Holtus Educational Opportunity Fund will be appreciated.

The event will take place on July 26, from 1 – 4 PM in Louisville, a few minutes away from Routes 36.

Abe Flexer 303-604-0605  
[flexer@colorado.edu](mailto:flexer@colorado.edu).

For sale is a Delta midi lathe, model 46-715, 14", 3/4 HP with Delta stand. (I am the original owner.)

Included is a Oneway Talon chuck.  
\$400. Pick-up required (Greenwood Village).

Stuart Lind  
[stuartl430@gmail.com](mailto:stuartl430@gmail.com)

*Please note:* All advertising in the Classifieds is free, but please be sure to

notify the newsletter editor if an item is no longer for sale.

*Ad Policy* – All ads that are older than 3 months will be deleted, unless you contact the newsletter editor.