



FRONT RANGE WOODTURNERS

August, 2007, Volume 7 - Number 08

Inside this Issue

Upcoming Events	1
News	1
Trent Bosch and Allen Jensen Demo.....	1
Coffee Volunteers Needed	1
Mentoring Session Volunteers Needed.....	1
Rocky Mountain Wood Turning Symposium.....	1
Parking Courtesy.....	2
Turning Challenge Rules.....	2
Group Purchases.....	2
AAW Membership.....	2
Perpetual Turning Project.....	2
RMW Invitation.....	2
Woodcraft Turning Demos.....	2
Club Library.....	3
Featured Providers.....	3
Wood Events.....	3
Materials Suppliers.....	3
Miscellaneous.....	4
Show and Tell	4
Demonstrations	6
Tips and Techniques	6
Grain is Everything.....	6
What is Riding the Bevel?.....	7
Rockler	7
Web Stuff	7
Classifieds	7
Club Information	8
General Meeting Information .	8

Upcoming Events

Important Note: Even though a turning challenge is announced for a meeting, this does not mean that other items can't be brought for the show & tell. Feel free to bring in what you've created and don't feel you have to be a master turner to show off your work.

August – Tuesday, August 7. Stuart Batty will be demonstrating sharpening techniques. (Editor - Your turnings are

only as good as your edge!) No Turning Challenge for August.

September – Tuesday, September 4. Allen Jensen and Trent Bosch will be demonstrating **Beginning Hollow Turning and Beyond** (see below for a description).

October – Tuesday, October 2. Bear Limvere will be demonstrating, subject to be announced.

November – Tuesday, November 6. Keith Gotschalk will be demonstrating, subject to be announced.

December – Tuesday, December 4. Holiday Party! ♦

News

Trent Bosch and Allen Jensen Demo

Here is Trent's description of the demonstration scheduled for September.

Beginning Hollow Turning and Beyond

In this presentation Trent and Allen will go into detail on the processes techniques and equipment used in creating hollow turnings. While one turns a hollow form, the other will be discussing with the participants all the intricacies of the process from wood selection to finishing. Due to the both of them in this presentation they are able to cover a lot of information so come prepared to learn and enjoy.

Participants will leave this session with a complete understanding of the process of hollow turning. This is not a "watch and see how good I am demo" It is a presentation packed with valuable information that participants will be able to take

home and apply to their own turning projects.

Coffee Volunteers Needed

Gene Wentworth is retiring from being our coffee person. We need volunteers who can show up at 5:00 pm at Rockler before each meeting to brew coffee and setup. Please contact Tom Wirsing if you think you can do this. Otherwise, we'll have to be coffee-less at our meetings.

Mentoring Session Volunteers Needed

We also need a volunteer to continue the mentoring sessions, held at Rockler. Mentoring sessions provide the opportunity for FRW members to make some sawdust and learn some techniques. Please contact Tom Wirsing if you think you can do this.

Rocky Mountain Wood Turning Symposium

One of the largest symposiums in the Rocky Mountain region! Will be held at the Larimer County Fairgrounds in Loveland, CO, September 15-16. If you register before September 1, you get a \$20 discount. Check out their website at www.rmwoodturningsymposium.com for more information. There should be brochures at the next meeting.

FRONT RANGE WOODTURNERS

Parking Courtesy

Rockler has requested that several parking spots be left open in front of the automotive parts store as a courtesy.

Turning Challenge Rules

Here are the rules for the Turning Challenge.

Category – Typically, each month's challenge is the topic from the previous month's demonstration, unless otherwise indicated in the newsletter.

Competing – Please fill out a Show and Tell form for your competition piece and be sure to mark whether you think you are a Beginner, Intermediate, or Advanced turner.

Voting – Please vote once for each experience class. For example, you can vote once for a Beginner, once for an Intermediate, and once for an Advanced piece. Votes are tallied after the break and the winners announced.

You don't have to compete in the Turning Challenge, but it can be fun. Remember that you can bring other types of turnings for the Show and Tell, too.

Group Purchases

Dave Hawley and Roger Holmes are Group Buy Coordinators and have made arrangements with multiple vendors for discounts applicable to group purchases. Participation in these orders is reserved for full FRW members. Orders are either placed on distributed order forms, order forms available on the FRW website, or order forms created by members.

You must sign up with Roger or Dave for group purchase discounts. It is FRW's policy that we do not provide our member

roster to vendors, so if you want to tap into these discounts, please be sure to sign up.

Vendors:

- Industrial Abrasives – Min. order \$50. Includes sanding disks/mandrels. 5% shipping, or wholesale prices with 10% shipping. No tax. Contact Dave Hawley.
- Handibond (CA Glue) – Min. order \$100. No tax, no shipping. Contact Dave Hawley.
- Woodcarvers Supply – Min. order \$170. 10% discount everything in catalog. \$7.50 shipping split between all members participating in order. No tax. Contact Dave Hawley.
- Craft Supplies – Min. order \$1,000. Discounts vary. Usually 13% for non-powered items. Machinery and special shipping items will differ. No tax. Contact Roger Holmes.
- Klingspor – Member can make Individual orders once signed up. Does not require bulk order. Contact Roger Holmes.

Following is the schedule for the bulk order for 2007:

- Aug – None
- Sep - Industrial Abrasives, Handibond, Woodcarvers Supply
- Oct – Craft Supplies
- Nov & Dec - None

Contact Dave Hawley at 303-443-2332 or at dave_hawley@comcast.net. Contact Roger Holmes at 303-665-8041.

Note: If you can find the item at Rockler, please be sure to purchase it from them. We do owe it to them for providing our meeting area and additional events at their store.

AAW Membership

The American Association of Woodturners (AAW) is our "mother" organization. FRW is a chapter of AAW. AAW has a

separate membership fee and program from FRW with multiple benefits, not least of which is their quarterly *American Woodturning* magazine. Check out AAW's website at www.woodturner.org.

Perpetual Turning Project

The concept is for the item brought for the Perpetual Turning Project is the first item in the next month's raffle. The member who wins the turning must bring another turning to the next month's meeting. It's an excellent chance for members to gain pieces made by other members. The turning can be as plain or fancy as you want. Beginners can participate just as much as advanced turners. If the member doesn't want to make a turning, he/she can choose just the wood, and the next winner can take the turning.

RMW Invitation

The Rocky Mountain Woodturners have an open invitation to their monthly meeting. They meet on the first Thursday after our meeting at Colorado State University, Fort Collins, at the Woodcraft Store, 3718 Draft Horse, Dr, Loveland, CO at 7:00 pm. Their website is www.rmwt.org. The Woodcraft phone is 970-292-5940.

Woodcraft Turning Demos

Pete Holtus does demos every Thursday, 6:30-8:30 pm at Woodcraft, 4403 Tamarac Parkway, Denver. Contact Pete at 303-364-5365 for more information.

Steve De Jong will be doing demos at Rockler. Contact Rockler for their schedules.

FRONT RANGE WOODTURNERS

Club Library

Suggested Items

Contact Jim Applegate for suggestions about materials (books, videos, DVDs) to be added to our club library. The club does have a budget to purchase library materials and look to you to tell us what you want.

Of course, if you want to make donations to the library, all donations are gratefully accepted.

Featured Providers

Rocklers, Colorado Blvd, Denver, provides a 10% discount for club members – see the Rockler section on page 6. Rockler will be keeping the cash register open until the end of the meeting break. Try to do your shopping before the end of the break, so that they can get out quickly after the end of the meeting.

Guiry's Wallpaper and Art Supplies - All six Guiry's locations are providing to members of Front Range Woodturners discounts on most everything in the store. Give the contractor account number of 7837 and name of "Front Range Woodturners" to the Guiry's cashier to get your discount.

Wood Emporium, Loveland, provides a 10% discount for FRW members.

Klingspor Catalog Orders: Members who signed up can get their 10% discounts by letting them know you're on the FRW member list. Second, if you order on-line, first send an email to sales@woodworkingshop.com with your username (format is first name + last initial - i.e., John Smith would be "johns"), billing address, phone # and preferred password. You will receive a confirmation email within 2 business days. Members can be removed from this email list upon request. To be added or removed from the list, contact Roger Holmes at 303-665-8041.

Craft Supplies offers monthly deals with special discount codes that expire monthly. Discounts and codes will be announced at each FRW meeting.

Wood Events

We receive notices of events, classes, or seminars that we think you may find interesting. (Note: FRW is not endorsing these events, but only providing the information for your convenience.)

Rocky Mount School of Woodturning

Provides Basic, Intermediate, Advanced, and Specialty classes in woodturning. Full facilities. Contact Lee Carter at Rocky Mountain School of Woodturning, 4625 Kiva Drive, La Porte, CO 80535. Phone: 970-221-4382. Email: LLJTC4X4149@CS.COM.

Materials Suppliers

Wood Suppliers

Following is a list of wood suppliers in the Colorado area. If you have more, contact Steve. (Note: FRW is not endorsing these suppliers, but only providing the list for your convenience.)

Rockler Woodworking and Hardware, 2553 S. Colorado Blvd., #108, Denver CO 80222, 303-782-0588, web www.rockler.com.

Consolidated Hardwoods, Inc., 11850 Vance, Broomfield, CO 80020, phone 303-466-1839, fax 303-469-3580.

Swingle Tree Co., 8585 E. Warren Ave., Denver, CO 80231, phone 303-337-6200 or 303-369-2892.

Centennial Wood Co, Inc., 985 S. Logan St., Denver, CO 80209, phone 303-778-6209.

Austin Hardwoods of Denver, Inc., 975 W. Mississippi Ave., 80223, phone 303-733-1292 or 303-722-1007, web www.austinhardwoods.com.

Colorado Tree and Shrubbery Specialists, Inc., 4760 Parfet St., Wheatridge, CO 80033, phone 303-431-4155, web www.colorado-tree.com.

Paxton Wood Source, 4837 Jackson St., Denver, CO 80213, phone 303-399-6047, web www.paxtonwood.com.

Custom Hardwoods, phone 303-280-6381, affiliated with Tech Western Warehouse, 4520 Indiana St., Golden CO 80403, contact Steve Bell phone 303-902-3115, 303-278-6882, or 303-452-9180.

Woodcraft Supply Corp., 4403 S. Tamarac Parkway, Denver, CO 80237, phone 303-290-0007.

Woodcraft Unlimited, Inc., 2301 S. Delaware St., Denver CO 80223, phone 303-778-9103.

Diverse Hardwoods, 617 1st Ave., Longmont, CO 80501, phone 303-651-1020.

TC Woods in Lafayette has local woods and walnut in stock. They also have a bandsaw mill to convert logs into lumber. Contact them at 303-666-8989.

Dennis Lacen has various woods from the Midwest. Contact him at 9477 Highway 85, Fort Lupton, CO, 303-594-7885.

Manzanita Burl from Mt. Lassen, CA. Crimson and gold grained. 20% discount to Woodclub members. Contact jackburl96001@yahoo.com for more information.

Fresh cut Norfolk Island Pine in log form in many sizes; Spalted Citrus, Bay Laurel, Red Cedar and Florida grown Mahogany. 10% discount to club members. Shipped as individual pieces via UPS or USPS, or in larger amounts via a commercial trucking company. Contact Joe Schneider at jschneider1@cfl.rr.com.

Tool and Steel Suppliers

Vexor Custom Woodworking Tools, performs blade sharpening 7180 N. Washington St Denver, Co 80229 Tel (303) 286-8906. Rockler provides free drop off and pickup service for Vexor.

Victor Machinery Exchange, Inc. 251 Centre Street New York, NY 10013 Phone: 800-723-5359 <http://www.victornet.com>

MSC Industrial Supply 6100 Stapleton Drive, South Unit A Denver, CO 80216 Local (303) 935-2022 or (800) 332-0210

FRONT RANGE WOODTURNERS

Fax: (303) 937-1228
Email: branchden@mscdirect.com
Web: www.mscdirect.com

DoAll Industrial Supply
custom bandsaws
2955 S. Tejon St.
Englewood, CO 80110
Phone: 800-92-DOALL
Web: www.doall.com

Lab Metal (metal putty for “enhancing”
cracks)
Alvin Products
350 Merrimack St.
Lawrence, MA 01843
Phone: 978-975-4580
Web: www.alvinproducts.com

(Note: FRW is not endorsing these
suppliers, but only providing the
information for your convenience.)

Misc. Suppliers

Sanding disks - Steve Worcester in
Texas (www.turningwood.com or 972-
424-7958)

Miscellaneous

Courtesy During Meetings

We have been requested to please
stay seated and quiet during the
meeting and demonstration as a
courtesy to our demonstrators and
fellow members. If you feel the need
for conversation during the meeting or
demonstration, please feel free to step
out into the Rockler store.

Also, we must make sure to return
promptly after the break to make sure
we don't lose time for our
demonstrator.

Contacting the Editor

Due to the hundreds of spam emails
that Alisa receives every day, she has
requested that if you want to contact
her via email, be sure to include
“FRW” in the subject line. This will help
her not miss your email or accidentally
delete it when she is clearing the
garbage from her inbox. Her email
address is alisalimvere@yahoo.com.

Problems Receiving Emailed Newsletter?

Unfortunately, many email providers
are automatically filtering attachments
or entire emails because of the
proliferation of viruses and spam. If
you have signed up for an emailed
newsletter, but haven't been receiving
it lately, try the following:

- Confirm that your email inbox isn't
full. Many email providers will
automatically deny emails without
telling you if you've used up your
space allotment.
- Check with your email provider to
see if they are filtering your email
without you knowing.
- If your email provider allows you,
add the following email addresses
to your “Always Allow” or “Do Not
Filter” list: You may receive the
newsletter from any of these
addresses.

alisalimvere@yahoo.com
alisa@standingpeopledesigns.com
matotanka@yahoo.com

- Confirm with Alisa (newsletter
editor) or Bear (membership
chairman) that your email address
is correct.

It's worth setting up to receive the
newsletter by email. It saves paper,
postage, and you get to see the photos
in full color.

If all else fails, you can tell Alisa to
send you the newsletter in hardcopy
via USPS.

Shop Tours

Please contact Jerry Smith if you
would be interested in hosting a shop
tour of your shop. You would not need
any formal presentation or
demonstration unless you would like
to. Most members would just like to
see how you organize your shop, store
equipment and supplies, see any jigs
you made or special tools you've
made, see some of your turnings and
just shoot the breeze in general. It's
really kinda fun. You would be
surprised to know how much new
members appreciate just talking
woodturning and getting to know each
other. *Try it - you will enjoy it and so
will those who come.*

AAW Scam Warning

The following was received from AAW:

Recently one or more people have
received telephone calls to join the
AAW or to subscribe to the AW
Journal (magazine). Here are the
facts:

The AAW does not do any
telemarketing or phone soliciting for
membership or magazine
subscriptions.

The AAW does not endorse any
agents to solicit AAW membership or
magazine subscriptions.

Any such telephone call you receive to
this effect is a form of “phishing,”
where an unscrupulous person is
trying to get your credit card or other
personal information for their illegal
usage. You should not give out your
credit card number or personal
information as a general policy unless
you initiate the phone call to a known
business. ❖

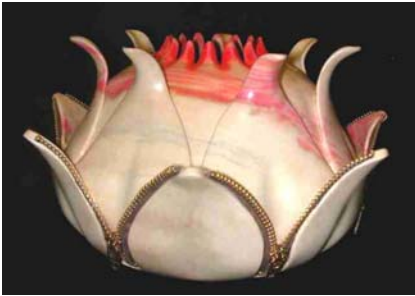
Show and Tell

July turning challenge was
segmented turnings. Steve
DeJong won in the expert
category, and Jim Genack won in
the Intermediate. (Editor – No one
won in the Beginner category only
because there were no entries –
hint, hint.)



Pete Holtus – Segmented
candlestick.

FRONT RANGE WOODTURNERS



Paul Stafford – One of his signature Zippered forms, in carved and dyed box elder.



David Kelly – Bowl with natural voids of Russian Olive.



Jim Genack – Segmented bowl of cherry and purpleheart.



Duane Kartes – Bowl of poplar.



Pete Holtus – Segmented bowl using ring construction in butternut.



Dilon McHugh – Segmented pen.



Duane Kartes – Poplar bowl. This the one above are his first two bowls. Good job!



Ron Ainge – Natural-edged bowl.



Ron Ainge – Bowl of Ponderosa pine.



Roger Holmes – Segmented ring of walnut and maple.



Steve Claycomb – Two lidded boxes. of oak.



Marty Christensen – Segmented pens in various woods and materials.



Gene Wentworth – Beautiful bowl with carved rim in osage orange.



Pete Holtus – Segmented bowl using ring construction in butternut.



Jim Genack – Segmented hollow form in various woods.



Pete Holtus – Segmented bowl in cedar.



Gene Wentworth – Lidded vessel in cottonwood and dyed osage orange.



Jim Genack – Segmented hollow form in various woods.



Paul Stafford – “How to” form showing the different stages of how to construct his signature zippered forms. Super cool.



Steve Claycomb – Bowl of apple. ❖

Demonstrations

Bruce Hoover demonstrated sanding and efficiency techniques featuring his innovative sanding glove. Sorry, no pictures. ❖

Tips and Techniques

Grain is Everything

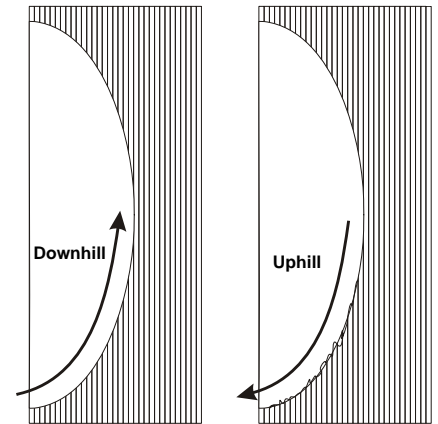
Wood is a natural substance. It is formed of long, stiff cells that hold their shape even after most moisture is removed (vs. say, a tomato, which doesn't – but we won't go into that here). The direction in which the cells lay flat is called “grain.” If you work with the grain, you can get nearly glass-smooth cuts. If you work against the grain, you can use the wood as a lint brush.

By cutting with the grain, each cell wall is supported in the direction of the cut. By cutting against the grain, the cell walls are not supported in the direction of the cut, and thus will fray and tear, leaving a rough surface. If you've ever rubbed a cat's fur the wrong way, you will see the same effect.

Cutting with the grain is often called “cutting downhill.” Cutting against the grain is often called “cutting uphill.”

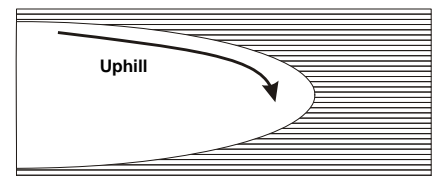
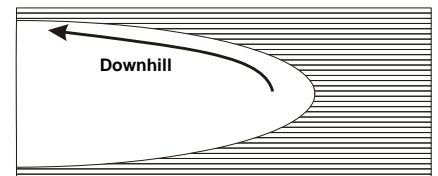
Depending on how you mount the wood on the lathe, the grain will typically be oriented a certain way. For example, if you mount a blank for a typical bowl, the grain is perpendicular to the axis of

spinning – it is not lined up with the spin. (The following pictures show the grain as it would be mounted on the lathe.)



Thus, you would want to cut from the rim to the center to cut downhill with the grain. If you cut from the center to the rim, you would be cutting uphill and would have a rough cut.

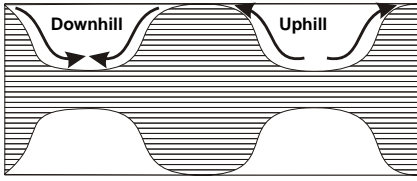
Contrariwise, if you mounted the blank so that the grain was parallel to the spin, the directions are reversed. This mounting method is common for small lidded boxes.



In this case, cutting downhill means cutting from the center to the rim. Uphill cutting is from the rim to the center.

Finally, if you were turning the outside of a blank whose grain is parallel to the spin (“spindle turning”), you would have to constantly think about which direction is downhill.

FRONT RANGE WOODTURNERS



Basically, if you are cutting from larger to smaller diameter (towards the center of the spindle blank), you are cutting downhill. If you are cutting from the smaller to the larger diameter (towards the outside of the spindle blank), you are cutting uphill.

Now, of course, you will encounter grain that isn't perfectly straight and parallel, such as in burls, birds-eye maple, and so on. That's the wood that many turners like, because it has so much figure and character. In that case, you pick the most common grain direction, keep your tools very sharp, and take very light cuts to help prevent catches and get the smoothest cut.

If you stop, look at how the wood grain is oriented, and think about how the grain is supported (or not), you will see what direction to cut to get that glass-smooth surface we all envy.

What is Riding the Bevel?

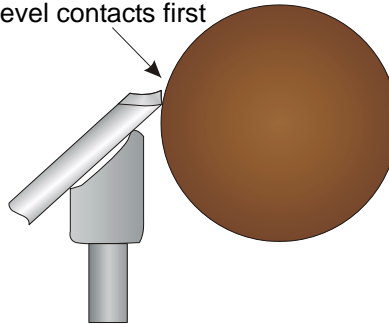
Sounds like a new summer surf movie, but it's not. "Riding the bevel" means to approach the wood so that the bevel of your tool (such as a gouge) touches the wood first. Then, you carefully roll your tool up until the edge engages the wood. This technique helps to prevent nasty catches caused by approaching with the edge first.

Some of the biggest differences between bowl and spindle gouges are the angles of their bevels. If you can imagine the angle that you would have to tilt the gouge to get the edge to cut the wood, you can see why turners have different favorite bevel angles. Some bevels

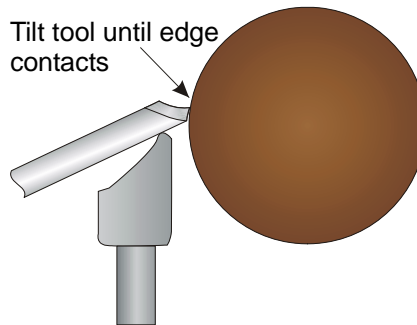
would be best for cutting the inside curve of a bowl and allowing you to ride the curve nearly to the bottom of the bowl. Some bevels are flatter, so that you can clean up the bottom of the bowl without having to angle the tool so much that you hit the rim.

Also, bowl gouges tend to have bevels ground back ("fingernail grind") so that the corners of the bevel won't catch as you ride the curve inside the bowl.

Bevel contacts first



Tilt tool until edge contacts



Rockler

Patronizing their store is the best "thank you" we can give Rockler for their generosity in letting us use their facilities for our ever-growing membership. Keep in mind that they keep the register open late on meeting nights just for us. Just be sure to complete any purchases no later than the mid-meeting break so these poor guys can start shutting down and go home.

As always – all FRW members get 10% off all items, except electrical or sale items, all the time. Just present your FRW membership card at time of purchase. (Note: This offer is only good at the

Denver retail location, and is not valid for any other location or for Internet purchases.)

If you have suggestions for tools or materials that Rockler can carry, contact Rich Johnson, manager of the Denver store. Rockler web site: www.rockler.com.

Web Stuff

The Front Range WoodTurners Web site address:

www.frontrangewoodturners.com

Get the latest information about upcoming events, meetings, and view the excellent photos of the show and tell gallery.

Other sites of interest:

(Rky Mtn Woodturners, Ft Collins)
www.verinet.com/~drmeli/rmw.html
www.lathes.co.uk
www.woodworkingbasics.com
www.treelineusa.com
www.woodturnerscatalog.com
www.kestrelcreek.com
www.choicewoods.com
www.woodturner.com
www.woodturningonline.com
www.kazistudio.com ❖

Classifieds

Please note: All advertising in the Classifieds is free, but please be sure to notify the newsletter editor if an item is no longer for sale.

Ad Policy – All ads that are older than 3 months will be deleted, unless you contact the newsletter editor.

For Sale - Like New - \$500 Delta 3/4 HP Variable Speed Lathe. 12" swing, 34-1/2" between centers. Includes: scroll chuck, right and left bowl rests, face plate, wrenches & knockout bar. Contact Steve DeJong: 303-829-0246

For Sale – Jet JWL 1236 Lathe with Casters, \$300. Single-stage air compressor, 2HP, 20 gal. tank on wheels, \$200. Delta 22-540 12" portable planer, \$100. Contact Mike Davis at 970-484-9190.

For Sale – Floor drill press. Contact Jim Genack at 720-949-0753. ❖

