



FRONT RANGE WOODTURNERS

December, 2002, Volume 2 - Number 12

Inside this Issue

Upcoming Events	1
News	1
FRW Christmas Party	1
FRW Board Members	1
Dues	1
Library Items	2
Smocks	2
FRW Wood	2
Wood Suppliers	2
Miscellaneous	2
Show and Tell	3
Demonstrations	3
Rockler	3
Web Stuff	3
Classifieds	3
Club Information	4
General Meeting Information .	4
FRW Newsletter Contact Info	4

Upcoming Events

December – Tuesday, December 3. This will be our annual Christmas/Holiday party to be held at Red Rocks Community Room. See newsletter for details.

January Tuesday, January 7, 2003. Ed Quan will be doing the demo. He is a woodturner instructor for Rockler's. ❖

News

FRW Christmas Party

We had a fabulous Christmas Party! Many thanks to Kathy Kula for organizing it and

making sure everything ran smoothly. Also, many thanks to the members who brought such tasty items to eat.

The auction brought in several hundred dollars to the FRW. There were several beautiful items donated, including the following:

Kathy Kula – Hand-decorated sweatshirt.

Earl Ellis – Weed pots.

Gene Wentworth – Square-edged bowl with carved feet.

Bear and Alisa Limvere – Beaded vase.

Pete Holtus – Lidded box.

There were several more extremely nice items, but the editor apologizes for not having made more extensive notes to individually thank each contributor.

It was great seeing all the members with their significant others and everyone seemed to have a great time (except Gene W., who could not give away the lathe beds he brought – poor Gene).

FRW Board Members

Brandon Mackie will now be doing the FRW web site. His e-mail address is ihatemondays1@hotmail.com. The web site address will change once Brandon has

registered our domain name (in computer geek talk, this would be a permanent address for our site). The new address will be announced in next month's newsletter. Many thanks to Dane Harris for his time and energy in keeping the FRW web site in the past.

We are still looking for someone to fill the Vice President/Program Director position. This person will be responsible for coordinating and scheduling demonstrators for each meeting. Thanks to George Adams for getting such great demonstrators for this past year.

Dues

It's that time of the year! As a reminder to members and guests of Front Range Woodturners, the annual dues are now due. Dues are the following:

- Individual – \$35
- Couple – \$40 (best bargain)
- Student – \$17
- Under 12 in age – Free

Please contact Jill Rice at the next meeting or mail a check for your dues to the following address:

Front Range WoodTurners
750 Beech Street
Golden, CO 80401

FRONT RANGE WOODTURNERS

Please include the following:

Name _____
Street _____
City _____
State _____ Zip _____
Home
Telephone _____
Work
Telephone _____
Email _____
Web site _____

By default, if you provide an email address, you will receive your newsletters via email. If you do not want this, please indicate it when you send in your dues and the newsletters will be mailed via USPS.

If your dues are not paid by mid-February, you will no longer receive our newsletter (unless you are a recent guest who is still in the 3-month trial period).

Bear Limvere will be sending out the member roster with the March newsletter, so if you want to receive a roster or be in it, please be sure to pay your dues by mid-February.

Library Items

With the holidays, the library has been unavailable for you to return your checked-out items. Please be sure to bring them to the January meeting. We want to do a complete inventory of our library for the new year.

Smocks

If you had ordered a smock, please come to the January meeting to pick it up.

FRW Wood

With our recent salvage efforts, our club has quite a lot of wood available to its members. The wood is Russian Olive and some maple. If you are interested, contact George Adams at 303-452-5650 or e-mail him at GTAdams@fone.net to schedule pick up times.

Wood Suppliers

Following is a list that Steve Claycomb has compiled of wood suppliers in the Colorado area. If you have more, contact Steve. (Note: FRW is not endorsing these suppliers, but only providing the list for your convenience.)

Rockler Woodworking and Hardware,
2553 S. Colorado Blvd., #108, Denver
CO 80222, 303-782-0588, web
www.rockler.com.

Consolidated Hardwoods, Inc., 11850
Vance, Broomfield, CO 80020, phone
303-466-1839, fax 303-469-3580.

Swingle Tree Co., 8585 E. Warren
Ave., Denver, CO 80231, phone 303-
337-6200 or 303-369-2892.

Centennial Wood Co, Inc., 985 S.
Logan St., Denver, CO 80209, phone
303-778-6209.

Austin Hardwoods of Denver, Inc.,
1301 S. Platte River Dr., 80223, phone
303-733-1292 or 303-722-1007, web
www.austinhardwoods.com.

Colorado Tree and Shrubbery
Specialists, Inc., 4760 Parfet St.,
Wheatridge, CO 80033, phone 303-
431-4155.

Paxton Wood Source, 4837 Jackson
St., Denver, CO 80213, phone 303-
399-6047, web www.paxtonwood.com.

Custom Hardwoods, phone 303-280-
6381, affiliated with Tech Western
Warehouse, 4520 Indiana St., Golden
CO 80403, contact Steve Bell phone

303-902-3115, 303-278-6882, or 303-
452-9180.

Woodcraft Supply Corp., 4403 S.
Tamarac Parkway, Denver, CO 80237,
phone 303-290-0007.

Woodcraft Unlimited, Inc., 2301 S.
Delaware St., Denver CO 80223,
phone 303-778-9103.

Diverse Hardwoods, 617 1st Ave.,
Longmont, CO 80501, phone 303-651-
1020.

Miscellaneous

Tool and Steel Suppliers

There have been several demonstrators who showed home-made tools made with HSS steel rod. Here is a supplier that one of our members found:

MSC Industrial Supply
1551 West Evans
Denver, CO 80223
Local (303) 935-2022
or (800) 332-0210

Fax: (303) 937-1228

Email:

branchden@mscdirect.com

Web: www.mscdirect.com

(Note: FRW is not endorsing these suppliers, but only providing the information for your convenience.)

Courtesy During Meetings

We have been requested to please stay seated and quiet during the meeting and demonstration as a courtesy to our demonstrators and fellow members. You feel the need for conversation during the meeting or demonstration, please feel free to step out into the Rockler store.

FRONT RANGE WOODTURNERS

Shop Tours

We are trying to set up shop tours for interested members. Phil Houck has the sign-up sheet for those interested in giving a tour or going on a tour. Just remember – no one expects a sparkling clean shop, so don't worry about putting it off because you don't have time to tidy up. ❖

Show and Tell

There was no show and tell for the December meeting due to the Holiday Party.

However, please note the attached pages explaining how to build an inexpensive laser pointer arm for a hollowing tool, provided by Bruce Knuth. He had brought his prototype to show and tell in November, and has very kindly provided the instructions for our members' use. ❖

Demonstrations

There was no demonstration for the December meeting due to the Holiday Party. ❖

Rockler

Rockler will be having a great sale the week of January 7. This is their fifth annual stock-up sale for supplies as buy one/get one free for many shop consumables, including but not limited to cheese cloth, Titebond glue, tack clothes, and magnetic tool holders. They will have #1 Maple on sale for \$3.99 bd/ft. They will also have the Jet AFS-1000B

air filtration system on sale for \$60.00 off the regular price. Free with any purchase is a J-square center finder. There is lots more on sale – come in and check it out.

Please note that the FRW discount does not apply to sale items, but at these prices, it's still a great deal.

Just a reminder – all FRW members get 10% off all items, except electrical or sale items, all the time. Just present your FRW membership card at time of purchase.

(Note: This offer is only good at the Denver retail location, and is not valid for any other location or for Internet purchases.)

If you have suggestions for tools or materials that Rockler can carry, contact Rich Johnson, manager of the Denver store.

Rockler web site:
www.rockler.com.

Web Stuff

The Front Range WoodTurners Web site address:

www.harrispress.com/frw

Get the latest information about upcoming events, meetings, and view the excellent photos of the show and tell gallery.

Other sites of interest:
(Rky Mtn Woodturners, Ft Collins)

www.verinet.com/

drmeli/rmwt.html

www.lathes.co.uk

www.woodworkingbasics.com

www.treelineusa.com

www.woodturnerscatalog.com

www.kestrelcreek.com

www.choicewoods.com

www.woodturner.com ❖

Classifieds

Wanted – Band saw: I am looking for a good, used band saw. Call Fred Graham 303-573-5512.

For Sale – Turning Tools: 4" Delta tool rest, \$22.00; 6" Delta tool rest, \$26.00; 12" Delta tool rest, \$30.00; 24" Delta tool rest, \$80.00; Delta tool rest base, \$65.00; Henry Taylor Fluted Parting Tool, \$38.00. Call Jim Olson 303-771-9869.

For Sale - Snowblower 5 HP, caterpillar tread. Excellent condition \$300.00. Call George 303-452-5650

For Sale - WOOD FAST Lathe long bed, 39" between centers 1.5HP variable speed (220V) with reverse. 20" capacity. Almost new!! Save \$600 \$3,100.00. Call George 303-452-5650

For Sale - PowerMatic 12/16 lathe. Excellent condition, new bearings, variable speed. \$785 obo (price reduced!). For additional details and information, call 303-794-1679.

For Sale - Union Graduate 12" X 30" lathe. All cast iron construction with electric and drive controls. Axminster Four Jaw Self Centering Super Precision Scroll Chuck System. Approximately 25 high quality turning tools:

- Union Graduate Variturn Lathe \$3950.00
- Administer chuck & jaw system \$1,230.00
- Turning tools \$800.00
- Total cost new \$5,980.00

SALE PRICE \$3,400.00

Contact John Leitch
2366 Via Colibris
Santa Fe, NM 87501
505-988-5070.

For Sale – Big lathe: 24" over throat; 220V; 1 ¼" shaft; 4-speed with safety slip clutch; 2 ½" Vicmarc chuck; 8" faceplate; 4" face plate; 7 chisels;

FRONT RANGE WOODTURNERS

\$2,000 takes all. Call Gary (970) 593-1901.

For Sale – Alltrade scroll saw.

Perfect condition. Basic, \$100; with quick blade and access, \$125. Call Chuck Kubin, (303) 733-0254.

For Sale – Velcro Sandpaper Disks,

2" are \$1 per 10 disks, 3" (not too many available) are \$1 per 6 disks. Various grits available. Contact Cindy Drozda or David Nittman at 303-449-7170, cdrozda@nyx.net, or at the FRWT and RMWT club meetings. ❖

Club Information

President: John Montague
phone: 303-794-1679
e-mail: JAMONT312@aol.com

Vice President/Program

Director: Open position.

Treasurer: Jill Rice

phone: 303-838-2452

e-mail: jrice1145@hotmail.com

Secretary & Newsletter Editor:

Alisa Limvere

phone: 303-648-3414

e-mail: limvere@fgn.net

In addition, the following Chairpersons were appointed and accepted:

Membership & Publicity

Chairman: Bear Limvere

Librarian: Jim Applegate

Raffle-Wood Director: Steve Claycomb

Shop Tour & Mentor Program

Chairman: Phil Houck

Internet Chairman: Brandon Mackie

Video/TV Chairman: Cy Carpenter

General Meeting Information

Normal meetings are the first Tuesday of every month, unless otherwise rescheduled.

New meeting place is at Rockler Woodworking & Hardware, 2553 So. Colorado Blvd. #108 Denver, CO (west side of Colorado Blvd. opposite the mall).



Meetings are 6:30 PM - 9:30 PM.

FRW Newsletter

Contact Info

Alisa Limvere

Feel free to send her ideas, photos, corrections, and information. Advertising in the Classifieds is free (unless it gets so large that it adds to the newsletter's distribution cost).

In addition, Alisa has made the offer to assist any demonstrators in creating hand-outs of their demonstrations.

Deadline for submitting material for inclusion in the newsletter is 15 days before the next meeting. ❖

Simple and Inexpensive Laser Pointer Arm

Materials List

Home Depot
1 - 1/2" Schedule 80 PVC conduit, 10 ft. \$1.48 ea.
2 - 1/2" PVC pull elbows \$2.98 ea.
Ace Hardware
1 - 13/16" OD x 9/16" ID x 1/8" wall O-Ring \$.49 ea.
Office Max
1 - Apollo brand Comfort Laser Pointer \$21.99 ea.
Misc. (around the shop items)
PVC cement
1 - 1" x 3 1/2" x 12" hardwood lumber
2 - 1/4" x 2 1/2" carriage bolts
2 - 1/4" flat washers
2 - 1/4" wing nuts approx. \$2.00

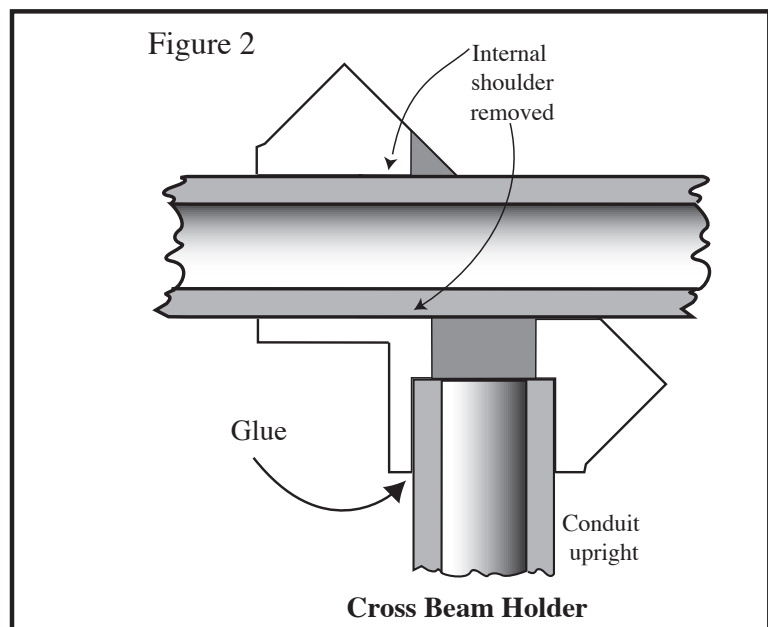
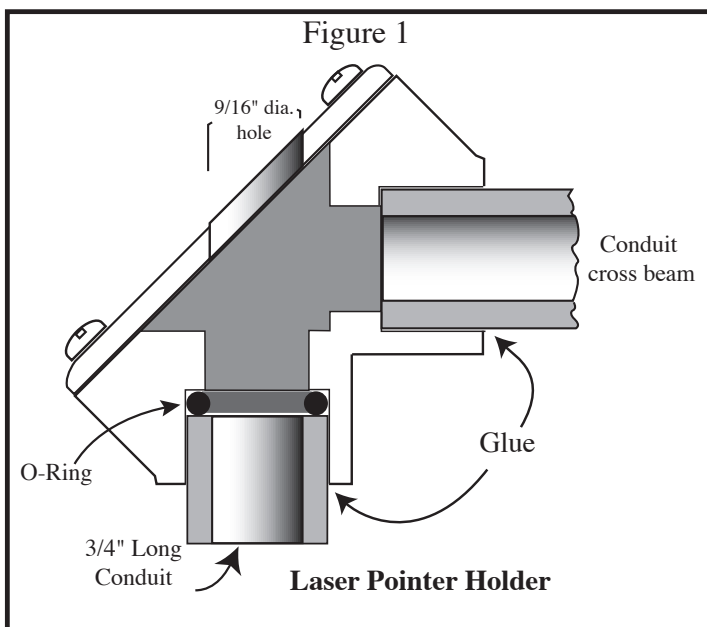
Total = \$31.92

The hot topic of measuring thickness with a boring bar mounted laser has resulted in a number of shop built jigs. The problem I've found is many systems are complicated and nearly as expensive as purchasing an off the shelf laser arm. The system described here is both inexpensive and easy to build. It can be made to fit Jamieson or McNaughton systems, or shop built boring bars.

Begin by cutting three pieces of half inch PVC conduit to length with a hack saw. The first piece will serve as an upright and is cut two inches longer than half the swing of the lathe. The swing of my lathe is 14 inches so the upright was cut to nine inches. The second conduit is cut 30 inches long and will act as the cross beam. The third piece, a three-quarter inch section of conduit, will make part of the laser pointer

holder. The ends of this third piece must be carefully cut square. Remove all burrs left by cutting the PVC. Glue one end of the cross beam into one of the pull elbows. This same pull elbow receives the three-quarter inch piece of conduit. Glue this piece in leaving a little over an eighth inch space between the square end of the conduit and the internal shoulder of the elbow. Immediately clean any glue squeeze out from this gap to accommodate the installation of the O-ring (see fig. 1). After the glue has set insert the O-ring. This ring will later engage the button on the side of the laser pointer. Temporarily install the cover plate included with the pull elbow, do not use the gasket provided. Use a nine-sixteenths inch bit inserted through the short conduit to drill a hole through the cover plate. This hole must line up with the conduit. A small drill-mounted drum sander or a reamer is used to enlarge the hole to five-eighths inch. This will smooth the hole and remove any burr left by the drill. Remove the cover plate and blow out any plastic residue left inside the elbow. Set this assembly aside.

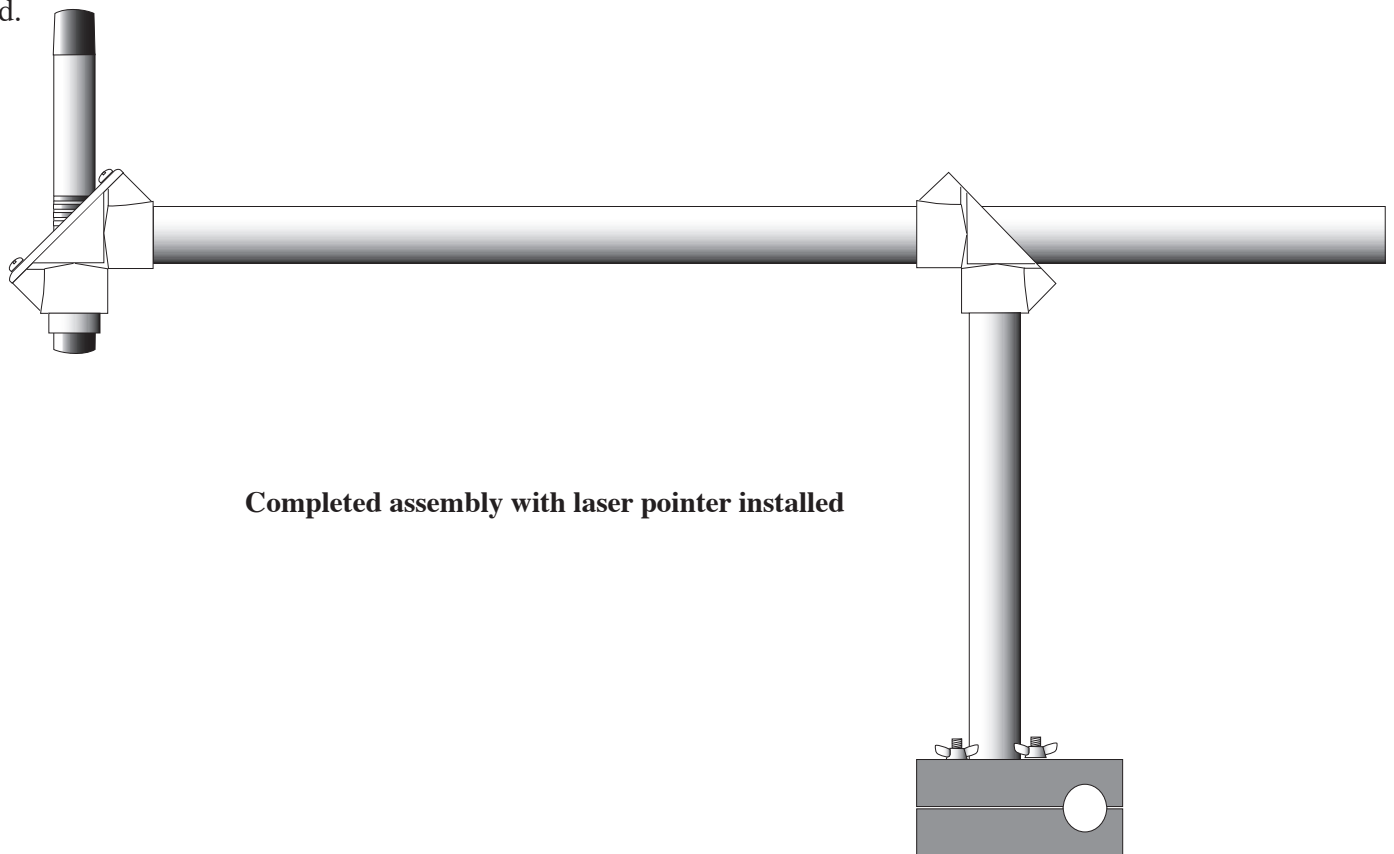
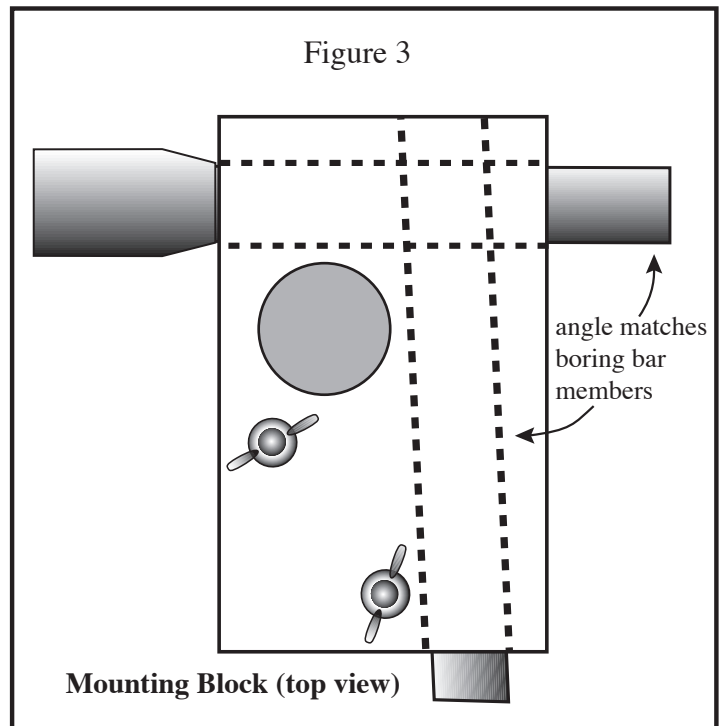
Preparation of the second elbow starts with the removal of the internal shoulder from one of the glue sockets. Using a small drum sander or reamer, grind away the shoulder to allow an inserted piece of conduit to pass through the elbow (fig. 2). Do not enlarge the opening too much. The conduit should fit snugly, but still slide in the opening. Glue the measured upright conduit into the other opening of the elbow and allow the glue to set.



After the glue has set, insert the conduit cross beam. The last step in construction is to make a block to mount the arm assembly to the boring bar. Cut two matching blocks of hardwood, 1" x 3 1/2" x 6". Clamp the two blocks together and drill two intersecting three quarter inch holes centered between the blocks. The angle at which these two intersect should match the angle of the boring bar (fig. 3). Drill two quarter inch holes through both blocks to accept the carriage bolts. Drill a three- quarter inch hole through the top block to accept the conduit upright. The end of the conduit will need some light sanding to allow a snug fit into this three- quarter inch hole.

Use the two carriage bolts to attach the mounting block around the bars of the boring bar. Insert the conduit upright into the mounting block to hold the arm in line with the boring bar.

The final step is the installation of the laser pointer. Insert the top (non lens) end of the laser pointer into the open end of the three-quarter inch section of conduit. Continue to push the pointer in until the O-ring depresses the switch, turning on the laser pointer. Pull the pointer back out a fraction of an inch to turn it off. Install the cover plate on the pull elbow, sliding it over the top end of the laser pointer. The plate stabilizes the pointer in the holder. Secure the cover plate, without the gasket, using the screws provided.





FRONT RANGE WOODTURNERS

December, 2002, Volume 2 - Number 12

Front Range WoodTurners
7017 S. Davies Street
Littleton, CO 80120