

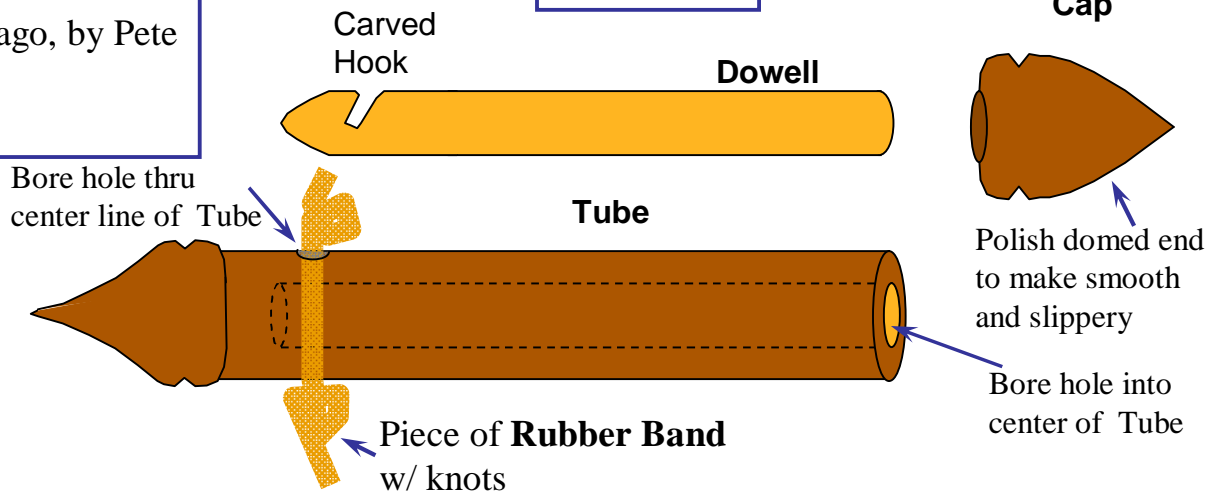
# "Idiot Stick" by Pete Holtus

As made and "played" on me some years ago, by Pete at the Denver Woodworking Show.....

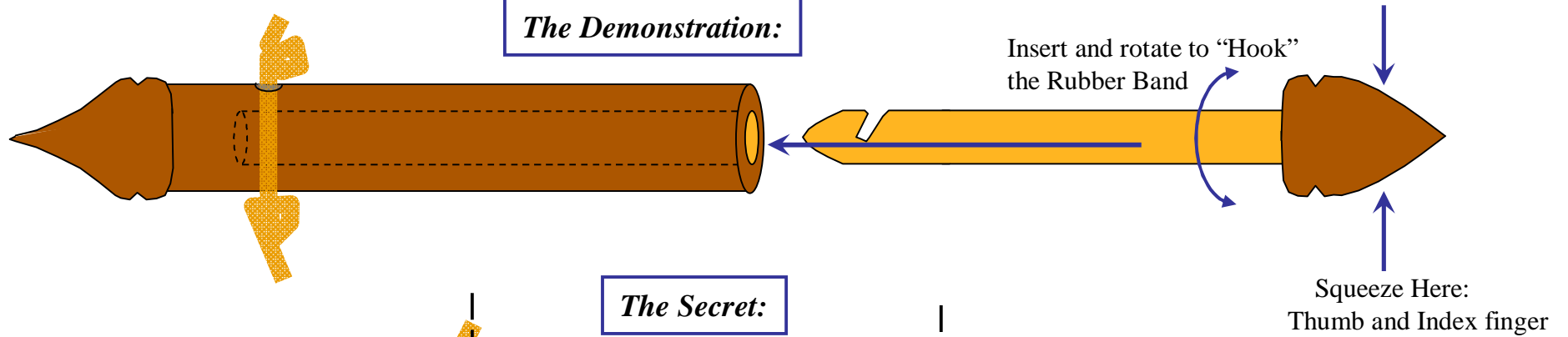
*Richard Kuivila FRW*

See detailed descriptions on page 2

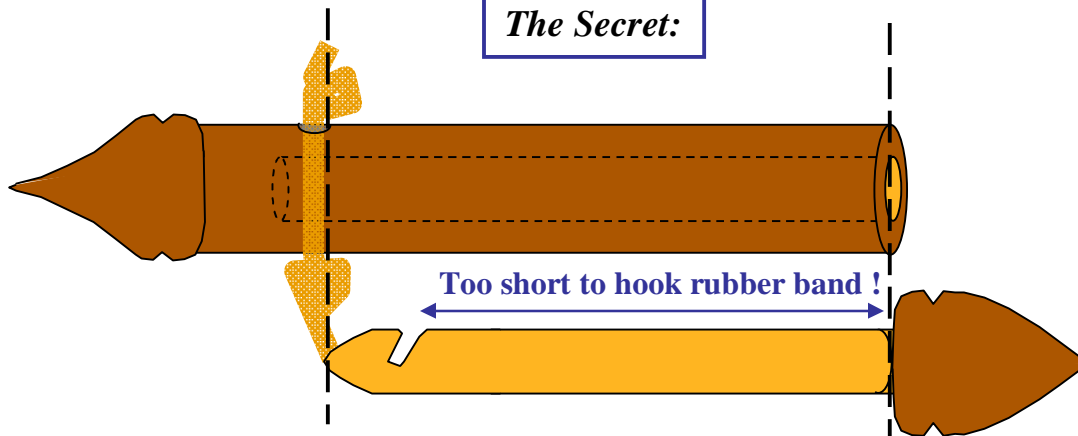
## The Pieces:



## The Demonstration:



## The Secret:



## *Idiot Stick details*

### Pieces:

The Idiot Stick total Length is about 4" and about 3/4" in Diameter. The relative lengths of the pieces is important, not specific dimensions. See the diagrams on page 1. Consisting of four parts:

1. A piece of **Rubber Band**, knotted at both ends after inserting thru the bored holes in the Tube.  
It should be of a thickness that is easily recognized by your "Subject".
2. The round **Tube**, such as a turned pen blank. Turn coves and beads or what you like on it. Make a fancy end as shown, Pete had used a beautiful piece of rose wood. A hole is bored into one end, about 80% of the length of the tube. Hole diameter is large enough to permit the dowel to slide in and out easily.
3. The **Dowel**, which has a hook like notch carved near the end.
4. The **Cap**, same wood as the **Tube**. Bore one end to glue in the end of the dowel. The other end of Cap must be domed and very smooth. The idea is that when you squeeze this domed end between your index finger and thumb it will squirt out like a wet watermelon seed. (See demonstration)

Refer to "**The Secret**" diagram for relative lengths and location of the thru hole which contains the knotted rubber band piece.

### Demonstration:

Hold the Tube in one hand, making sure that your "subject" sees the rubber band. in the other hand, hold the Dowel-Cap assembly. "Subject" should see the hook.

Insert the hook end of the Cap-Dowel all the way into the Tube and then rotate it as if you are hooking onto the Rubber Band.

Holding on to the domed Cap, slowly withdraw half way out of the Tube as if the Rubber Band is pulling it back in.

Discreetly squeeze the domed end of the Cap to cause it to snap back (Melon Seed) into the Tube as if you had released it and the rubber band caused it to snap back.

Remove the Cap-Dowel from the tube and hand the two pieces to your "Subject" to attempt

### Secret:

Per diagrams on page 1, the hook can NEVER snag the rubber band. When your "Subject" gets tired of trying and hands it back, repeat the "Snap" demonstration and hand it back again.

You can even be "helpful" by saying "See the rubber band ? See the Hook? It's Easy !"

Demonstrate it again, "Snap", hand back the two pieces.

**Richard Kuivila**